



# The 41st Breeders' Cup World Championships

Nov. 1 - 2, 2024

Del Mar Racecourse

*Proven Winning Profiles*

14 Championship Races - \$30 Million in Prize Money



[Table of Contents](#)



## Table of Contents

### Proven Winning Breeders' Cup Profiles



[Preview](#) - Breeders' Cup Preview

#### Day 1

#### Friday – “Future Stars” Day Races

[JuvFilly](#) - Breeders' Cup Juvenile Fillies – Friday

[Juvenile](#) - Breeders' Cup Juvenile – Friday

[JuvTurf](#) - Breeders' Cup Juvenile Turf – Friday

[JuvFillyTurf](#) - Breeders' Cup Juvenile Filly Turf – Friday

[JuvTurfSprint](#) - Breeders' Cup Juvenile Turf Sprint – Friday

#### Day 2

#### Saturday – “Championship Day” Races

[Sprint](#) - Breeders' Cup Sprint – Saturday

[F&MTurf](#) - Breeders' Cup Filly & Mare Turf – Saturday

[Mile](#) - Breeders' Cup Mile – Saturday

[Turf](#) - Breeders' Cup Turf – Saturday

[Distaff](#) - Breeders' Cup Distaff – Saturday

[Classic](#) - Breeders' Cup Classic – Saturday

[Dirt Mile](#) - Breeders' Cup Dirt Mile – Saturday

[F&MSprint](#) - Breeders' Cup Filly & Mare Sprint – Saturday

[TurfSprint](#) - Breeders' Cup Turf Sprint – Saturday

### **Tips on Wager Ticket Structure**

[Wager](#) - Wagering Strategy(s)



## 3rd Breeders' Cup at Del Mar Thoroughbred Club



**It truly is the Greatest Two Days in horse racing.**

Since the founding of the Breeders' Cup World Championship races 41 years ago, they have served in promoting the exciting game of championship horse racing around the world and in uniting the racing industry. Since the inaugural running at Hollywood Park, the Breeders' Cup has established itself as the season-ending championships of Thoroughbred racing. It has become firmly entrenched in international racing lore with a history and tradition all of its own.

This year the Breeders' Cup will be held for the just the third time, in its 41 year history, at the iconic Del Mar race track in S. California which is just up the coast from San Diego.

Del Mar will be the 12<sup>th</sup> host of the year-end Championship races and is known as the track “**where the surf meets the turf**” for its location next to the Pacific Ocean. The track was conceived and built by Hollywood movie star and entertainer Bing Crosby in 1937.

This year marks the 18<sup>th</sup> time the event has been held in Southern California. (12) times at Santa Anita Park and (3) times at Hollywood Park.

The last time the races were held at Del Mar was in 2021 when the Japanese finally got their first Breeders' Cup Champion when **Loves Only You** (Jpn) won the Filly & Mare Turf Div. but then in the Distaff Div. they Upset the field with **Marche Lorraine** (Jpn) at 50-1 odds!

Both horses were trained by Yoshito Yahagi who will be returning this year with more runners.

In the Classic Div., **Knicks Go** defeated the Kentucky Derby winner **Medina Spirit** and providing him with his 5<sup>th</sup> Grade 1 Stakes win that year after having won the Dirt Mile Div. the prior year!

This was trainer Brad Cox's first win in the Classic Division.

In other notable accomplishments, **Golden Pal** won back-to-back Breeders' Cups when he was victorious in the Turf Sprint Div. after having won the Juvenile Turf Sprint Div. the previous year.

In the (7) Turf races, the Americans won (3), the Euros won (3) and the invaders from Japan won (1).

There were just (5) winning Favorites in the (14) Divisions!

The Win prices were as follow:

**\$101.80, \$24.60, \$21.80, \$19.00, \$17.60, \$14.40, \$12.40, \$10.60, \$8.40, \$7.00, \$6.20, \$4.80 and \$3.60.**

The **2017 edition** was a historic one for Horseplayers as ONLY 2 post time Favorites won in the (13) races. There were (8) Favorites that finished off-the-board! Winning Longshots were common – the prices were as follow:

**\$135.40, \$62.40, \$36.60, \$30.40, \$30.20, \$25.00, \$24.40, \$11.80, \$11.60, \$9.40, \$8.00, \$7.40 and \$6.80.**

**Gun Runner** won the \$6 Million Classic Division and went on to be named Horse of the Year and Champion Older Dirt Horse of the Year taking down two Eclipse Awards!

It was a big day for California trainer Peter Miller as he won two Divisions with defending Champions. First in the Turf Sprint Div. with **Stormy Liberal** and then in the Sprint Div. with Roy H. Both were defending their Division titles.

**Good Magic** won the Juvenile Div. and went on to win the Blue Grass Stakes, run 2nd behind Justify in the Kentucky Derby and win the Haskell Inv.

**Battle of Midway** (14-1) upset in the Dirt Mile Division after having run 3rd (40-1) in the 2017 Kentucky Derby for trainer California trainer Jerry Hollendorfer!

Biggest upset of the weekend was in the Filly & Mare Sprint Div. as **Bar of Gold** paid \$135.40 for the win and was followed by two double digit odds runners to complete a \$13,853 Trifecta for a \$1 wager!

In the Distaff Division **Forever Unbridled** came from off the pace in a short field of (8) top runners to finally win this Division after running 3rd in the 2016 Edition behind Beholder and Songbird!

**Changes to the Breeders' Cup Championships over the years:**

In 2007 the Breeders' Cup was expanded to two days of racing with the addition of (3) new Championship races. Then again in 2008 two more races were added to the weekend of Championship racing at Santa Anita Park bringing the total number of races to 14. That Friday became the first ever female Championship day.

2008 also marked the first time the Breeders' Cup dirt races were held on a synthetic surface (*at Santa Anita Park*).

In 2009 the Breeders' Cup decided to keep the Championship races at Santa Anita Park and thus marked the first time ever that the races were held at the same track in consecutive years!

Then in 2010 and 2011 the races moved to Churchill Downs for two consecutive years. It also was

the first time that any of the races were held under the lights! Both the Ladies Classic and the Classic Divisions were raced under the lights.

In 2012 the Breeders' Cup weekend returned to Santa Anita for another 2-year sequence. Then later it was announced that the Championship races for 2014 would also be held at Santa Anita Park making it the first time ever the Breeders' Cup will have been held at the same track for 3 consecutive years!

In 2011 we had the addition of another new Division with the running of the Juvenile Sprint and thus expanding the number of Championship races to 15 and a total purse value of \$26 Million. After just 2 editions of this race, it was dropped in 2013.

In 2014 the Breeders' Cup decided to drop the Marathon Division which was run at 1 3/4 Mile on the dirt. Not many US dirt races are held at this marathon distance. However, it was a Division which had produced longshot winners (*which was becoming a favorite of horseplayers*). Win payoffs were \$20.00 - \$36.40 - \$85.20 - \$23.20 - \$14.80 in the five years it was held!

For the seventh time this year will feature Friday as **Future Stars Day** with the (5) Juvenile races on both dirt and turf and Day 2 will be **Championship Saturday** for the remaining (9) Championship races.

Now the biggest weekend in Thoroughbred racing, features 14 races from Sprints to Routes, on the Turf and Dirt consisting of 190 plus horses from six Countries and four Continents! The Breeders' Cup has moved far beyond its original concept of a single day with just 7 races.

The Breeders' Cup marks thoroughbred racing's global year-end Championships event. It is horse racing's Super Bowl.

Breeders' Cup Saturday offers over \$150 Million plus betting pools!

The potential of cashing-in on a "life changing" ticket and having bragging rights forever is very real on Breeders' Cup Weekend!

The Breeders' Cup World Championships is an annual series of (14) Grade I thoroughbred horse races sponsored by the National Thoroughbred Racing Association (NTRA). This year marks the 41st running.

In the 40 years of the Breeders' Cup, all sites have been in the United States, except in 1996, when it was held at the Woodbine racetrack in Canada.

The Breeders' Cup World Championships have served as a deciding factor in Eclipse Award voting. The Eclipse Awards, which honors Horse of the Year and other champions in the sport, are voted on annually by representatives of Daily Racing Form, the National Turf Writers Association and the National Thoroughbred Racing Association. Last year (9) Divisional winners from the Breeders' Cup Championships were later named Eclipse Award winners.

## Del Mar Course Configurations:

In preparation for the first ever at Breeders' Cup, Del Mar in 2017, they modified the dirt track banking and grading to most closely replicate the Santa Anita dirt track. They even used "El Segundo" sand from the same batch that was used at Santa Anita track.

Their main purpose was to create a consistent track surfaces in S. California. We should now be able to expect similar race results in the Breeders' Cup races as have occurred in recent years at Santa Anita! *(however there could be some differences because of the added moisture in the air from the close proximity to the Ocean)!*

The Dirt track at Del Mar is a normal 1 Mile oval with chutes for 7 Furlong Sprints and 1 1/4 Mile Routes.

There is a 5% banking on the turns with 2 1/2% in the stretches.


Distance from final turn to finish line is 919 feet. *(the Santa Anita track distance is 990 ft.)*

Six years ago Del Mar completely re-did the Turf course with new base and grass as well as widening the course so that a 14 horse field could be accommodated for the Breeders' Cup races!

The Turf course is a 7/8 mile oval with diagonal straightaway chute that extends the turf course to 1 1/16 mile and 1 1/8 mile.

There is a 5% banking on the club house turn and the final turn. The stretches have 1 1/2% banking.

Distance from the final turn to the finish line is 817 feet. *(at Santa Anita it is 987ft)*



## Del Mar Track Bias:

To assist us with our handicapping of the Breeders' Cup Championship races over the dirt and grass courses at Del Mar you will need to review the track bias of the current meet. *(fall meet starts Oct. 31st – pay attention to how the track is playing)*

**We use the BRISNet definitions of style of runners. They are "E" (early or front runners), "E/P" (early speed pressers), "P" (mid pack pressers) and "S" (sustained runners and closers).**

Dirt Sprints - to be applied to the Filly & Mare Sprint (7F), and the Sprint (6F) – in the Spring meet, the course has been favoring E and E/P type of runners.

In high class Dirt Sprint races like in the Breeders' Cup, there is a lot of early pace pressure which is much faster than the front runners are accustomed to. As a result, the "E" and "E/P" runners tend to fade with the Mid-pack Presser ("P") and Closers ("S") getting up for the win!

With respect to Post Position, usually the advantage goes to Inside and Outside positions. The Rail or inside positions usually will get their fair share of winners. You will need to look at the BRIS statistics for the Fall meet to see if there is any post position bias.

Dirt Routes - to be applied to the Juvenile Fillies (1 1/16 Mile), Distaff (1 1/8 Mile), Dirt Mile (1 Mile), Juvenile (1 1/16 Mile), and the Classic (1 1/4 Mile).

In the Spring meet, "E" and "E/P" runners had an advantage.

In Dirt Routes there is not nearly as much up front pace for the Early and Early/Pressers to contend with so some of them can hang on to finish first!

*Except in the Dirt Mile where the Early Speed runners fade!*

**Again, you will need to look at the BRIS statistics for the Fall meet to see if there is any post position and/or track bias.**

In Spring meet, Post Positions with an advantage have been the Middle and Rail/Inside posts. Outside post positions have been at a disadvantage.

Turf Sprint - applies to the Turf Sprint (5F) - the Turf course favored "S" runners. "E" and "E/P" runners were at a big disadvantage! ONLY 10% of the winners have gone wire-to-wire.

Post Positions with an advantage were the Rail & Inside posts! Outside Posts were at a BIG disadvantage in Turf sprints.

Turf Routes - applies to the Filly & Mare Turf (1 1/8 Mile), Juvenile Turf (1 Mile), the Mile (1 Mile), the Turf (1 1/2 Mile) and Juvenile Fillies Turf (1 Mile) - the advantage at the Spring meet was to the "P" and "S" runners with just 16% going wire-to-wire. The "E" and "E/P" struggled on the front end to find the winners circle (*unless they were the "LONE" speed*).

With respect to Post Positions, the Rail or Inside has been the place to be.

*Look for the Dirt bias to change for the Breeders' Cup races this year. Pay close attention to the races on the first two days of the Fall meet and to the early races on Breeders' Cup Friday to see how the track is performing so you can make any adjustments needed in your handicapping in the later races*



## Breeders' Cup field Selection System;

All races are limited to a maximum of 14 starters with the exception of the **Juvenile Turf Sprint, Turf Sprint** and the **Dirt Mile** Divisions which are limited to 12 runners.

Breeders' Cup Limited has adopted a field selection system to select runners in the event fields are oversubscribed. This system ranks horses in order of preference based on both a point system and the judgment of a panel of racing experts.

Now in its 17<sup>th</sup> year, the Challenge Qualifying Series has expanded to 82 races, spanning 11 Countries. The "Win and You're In" races consists of Graded/Group races. If you win the race, you get an automatic entry to its corresponding Breeders' Cup Division and fees paid. This series has been named the Breeders' Cup Challenge - "Win and You're In" races.

This format was developed to attract more interest in the World Championship races on Breeders' Cup weekend. It has helped and will continue to bring more casual horse racing fans to the sport, which will lead to an increase in the amount of money being wagered on the races.

This will be the 14th year, the Breeders' Cup is paying the pre-entry fees along with a travel allowance to ALL Challenge Series winners.

This should only help to increase the strength of participation in the Challenge Series and thus in the Breeders' Cup Championship races themselves!

Last year, 46 winners of the Challenge Series races were pre-entered to participate in Breeders' Cup Championship weekend.

Only seven of those Challenge race winners were able to win their Breeders' Cup Division. They were White Abarro in the Classic, Master of The Seas (Ire) in the Mile, Cody's Wish in the Dirt Mile, Idiomatic in the Distaff, Hard to Justify in the Juvenile Filly Turf, Auguste Rodin (Ire) in the Turf and Just F Y I in the Juvenile Fillies!

For the second year, the "Dirt Dozen" bonus series which provides a secondary supplement to the Breeders' Cup Challenge Series will be held.

Two races have been selected for each of the Dirt Race Divisions, excluding the Classic Division. Horses that finish 1<sup>st</sup>, 2<sup>nd</sup> or 3<sup>rd</sup> in these races will receive a tiered bonus bankroll that is applicable to entry fees for the Breeders' Cup.

Below is the schedule of dirt races that have been selected for this new series.

### Dirt Dozen Bankroll Tiers

\$1 million Race Division	
Bonus Tier	Cash bankroll towards BCWC fees
1st	\$15,000
2nd	\$7,500
3rd	\$3,750

\$2 million Race Division	
Bonus Tier	Cash bankroll towards BCWC fees
1st	\$30,000
2nd	\$15,000
3rd	\$7,500

#### 2024 DIRT DOZEN SCHEDULE BY DIVISION

**DIRT MILE** – GII San Diego H. July 27, GIII Philip H. Iselin S. Aug. 17

**DISTAFF** – GII Fleur de Lis S. June 29, GII Zenyatta S. Sept. 29

**FILLY & MARE SPRINT** – GI Derby City Distaff May 4, GIII Rancho Bernardo H. Aug. 25

**JUVENILE** – GI Del Mar Futurity Sept. 8, GIII Iroquois S. Sept. 14

**JUVENILE FILLIES** – GI Spinaway S. Aug. 31, GIII Pocahontas S. Sept. 14

**SPRINT** – GIII Maryland Sprint S. May 18, GII Santa Anita Championship Sept. 28.

The field selection system will be implemented as necessary following the taking of pre-entries 12 days before the Breeders' Cup Championships races (*October 21, 2024*) to officially rank the oversubscribed fields. The Racing Secretaries and Directors Panel will rank all the horses pre-entered in the oversubscribed races as described below. After pre-entry, any vacancies in the fields will be filled by horses in order of panel preference.

Each of Breeders' Cup races will have as many as two also-eligibles made at the final entry stage. Thus providing those on the outside looking in a few more days to draw in. Scratch time for all 14 races is the morning of Nov. 1st at 11:00 AM ET

#### Pre-entry Procedures:

Horses will be allowed to pre-enter a maximum of two races. The races in which the horse pre-enters must be designated in order of choice at the time of pre-entry 12 days before the Breeders' Cup Championships races (*October 21, 2024*).

Specific point values are assigned to first-, second- and third-place finishes in Stakes throughout the United States from January 1 through the pre-entry deadline date (*October 21, 2024*) that have been granted Graded status by the American Graded Stakes Committee of the Thoroughbred Owners and Breeders Association.

Based on this system, win, place and show horses in **Grade I** stakes earn ten, six and four points, respectively. The top three finishers in **Grade II** stakes earn six, four and two points, respectively, and in **Grade III** stakes the points earned are four, two and one, respectively.

**Breeders' Cup Graded Stakes Points**

	Win	Place	Show
Grade I	10	6	4
Grade II	6	4	2
Grade III	4	2	1

Once a horse has been ranked among the first 7 horses in its race of first choice at pre-entry, its ranking in its race of second choice will be based only on the judgment of the Panel regardless of the number of points earned in American Graded Stakes. If a horse is not ranked among the first 7 horses in its race of first choice, then its points earned in American Graded Stakes will be utilized for ranking in its race of second choice.

However, with the Breeders' Cup Challenge Series, the winner of each challenge race gets an automatic entry into the race which takes one of the first seven (*or more*) spots.

### Entry Procedures

Final entry for the Breeders' Cup World Championships races will be Monday, October 28th, 2024, at 1:00 PM (EDT). At the time of entry, a maximum of 14 (*except for the Dirt Mile, Turf Sprint and the Juvenile Turf Sprint which are limited to 12*) with 2 also-eligible horses will be accepted for entry in each race based on the order of preference in the rankings established at pre-entry.

Post Position draw for each Division will be held on Monday Oct. 28th at 12:30 – 5:00 PM

This will be the 17th year for the 2 Day racing format. In the first 23 years the Championship races were all held on one day – Saturday. The expanded format required the move to a 2 day event.

Final race order and wagering menu for both Friday and Saturday Breeders' Cup races will be announced on October 23.

**This will be the 16th year for the Breeders' Cup Challenge handicapping tournament which is normally held at the Host site (*Del Mar this year*) and is a Live-money tournament.**

You can also participate at off-site locations at Santa Anita, Gulfstream Park and Monmouth Park. Online participation will be via TVG, Xpressbet, NYRABets, 4NJBets (*NJ residents*) and HPIbet (*Canadian residents*). It requires a \$10,000 buy-in with a total prize pool of \$1.25 Million if ALL 500 entries are sold.

Prize money is paid out to the top 15 finalist plus they get to keep their actual winnings from wagering bankroll!

The tournament also awards qualifying spots for the 2025 DRF/NTRA National Handicapping Championship to the top (6) finalist. The Nationals are held in Las Vegas January 2025.

For more information on the Breeders' Cup tournament click the link below.

[Click Here for Breeders Cup Handicapping Contest Information](#)

### Television Coverage:

AndHereTheyCome LLC, Copyright 2024

The Breeders' Cup returned to NBC in 2013, where it was broadcast from its inception in 1984 through 2005. NBC Sports Group has signed a 10 year agreement to broadcast Championship weekend through 2025.

FanDuel TV (*formally TVG*) will be televising 13 of the 14 Championship races and all undercard races.

USA Network and FanDuel TV will broadcast Future Stars Friday from 4:00 p.m. - 8:00 p.m. ET with the under card races beginning at 2:35 p.m. ET.

USA Network will broadcast Championship Saturday from 2:00 p.m. - 3:30 p.m. ET followed by two-and-a-half hours of live programming on NBC and Peacock from 3:30 p.m. – 6:00 p.m. ET featuring (5) Breeders' Cup races topped by the \$6 Million Classic Division.

USA Network picks up the coverage from 6:00p.m. – 8:00p.m. ET which concludes with the Sprint Division.

FanDuel TV will televise all races except the \$6 Million Classic and start coverage starting at 1:05 p.m. ET and concluding with the last race at 8:00 p.m. ET

For the 2nd time in the 41 year history of the Breeders' Cup, the \$6 Million Classic will not be the last race of the day. It will be moved up to be the 8<sup>th</sup> race at 5:41 ET. NBC is doing this to take advantage of the 2 ½ hour National broadcast window. There will be (4) BCup races prior and (4) after the Classic. The Classic will now be the last race in the Middle Pick 5 and the first race in the Late Pick 5 sequences!

Continuous coverage of all Breeders' Cup Championship races on Friday and Saturday will stream Live on Peacock. All races including the Undercard races, except for the Classic, will be shown on FanDuel TV as part of the Players show coverage.

The Breeders' Cup World Championships will be telecast to more than 150 countries including live coverage on ITV4, Sky Sports Racing, Racing TV in England and Ireland and The Green Channel in Japan and on Sportsnet in Canada.

The website content can be found on Breeders' Cup Digital properties including [Facebook](#), [Twitter](#), and [Instagram](#)

Breeders' Cup will be providing Live coverage on [Breederscup.com](#) and on the Breeders' Cup Mobile App available in the App Store and Google Play.

## 2 Day Race Schedule & TV Coverage:

FRIDAY, NOVEMBER 1 • FUTURE STARS FRIDAY			
Network	Post Time PDT/EDT	Race #	Race Name
FANDUEL TV	11:35 a.m./2:35 p.m.	Race 1	Ocean View
	12:10 p.m./3:10 p.m.	Race 2	The Thoroughbred Aftercare Alliance Stakes
	12:45 p.m./3:45 p.m.	Race 3	Golden State Juvenile Fillies Stakes
U-I peacock FANDUEL TV	1:25 p.m./4:25 p.m.	Race 4	Senator Ken Maddy Stakes
	2:05 p.m./5:05 p.m.	Race 5	Golden State Juvenile Stakes
<b>OPENING CEREMONIES</b>			
peacock FANDUEL TV	2:45 p.m./5:45 p.m.	Race 6	Breeders' Cup Juvenile Turf Sprint (G1)
	3:25 p.m./6:25 p.m.	Race 7	NetJets Breeders' Cup Juvenile Fillies (G1)
	4:05 p.m./7:05 p.m.	Race 8	John Deere Breeders' Cup Juvenile Fillies Turf (G1)
	4:45 p.m./7:45 p.m.	Race 9	FanDuel Breeders' Cup Juvenile (G1) <i>Presented by Thoroughbred Aftercare Alliance</i>
peacock FANDUEL TV	5:25 p.m./8:25 p.m.	Race 10	Breeders' Cup Juvenile Turf (G1)

SATURDAY, NOVEMBER 2 • CHAMPIONSHIPS SATURDAY			
FANDUEL TV	10:05 a.m./1:05 p.m.	Race 1	The Sunrise
	10:40 a.m./1:40 p.m.	Race 2	Bayakoa Stakes (G3)
U-I peacock FANDUEL TV	11:15 a.m./2:15 p.m.	Race 3	Goldikova Stakes (G3) <i>Presented by Yaamava'</i>
	<b>OPENING CEREMONIES</b>		
peacock FANDUEL TV	12:00 p.m./3:00 p.m.	Race 4	Big Ass Fans Breeders' Cup Dirt Mile (G1)
	12:41 p.m./3:41 p.m.	Race 5	Prevagen Breeders' Cup Turf Sprint (G1)
	1:21 p.m./4:21 p.m.	Race 6	Longines Breeders' Cup Distaff (G1)
peacock FANDUEL TV	2:01 p.m./5:01 p.m.	Race 7	Longines Breeders' Cup Turf (G1)
	2:41 p.m./5:41 p.m.	Race 8	Longines Breeders' Cup Classic (G1)
U-I peacock FANDUEL TV	3:25 p.m./6:25 p.m.	Race 9	Maker's Mark Breeders' Cup Filly & Mare Turf (G1)
	4:05 p.m./7:05 p.m.	Race 10	PNC Bank Breeders' Cup Filly & Mare Sprint (G1)
	4:45 p.m./7:45 p.m.	Race 11	FanDuel Breeders' Cup Mile (G1) <i>Presented by PDJF</i>
peacock FANDUEL TV	5:25 p.m./8:25 p.m.	Race 12	Cygames Breeders' Cup Sprint (G1)

Once the Fields are Finalized we will send you a Link to Download **FREE** Past Performances for ALL Entries for ALL Runners in ALL Divisions .....

[Table of Content](#) | [BC Juvenile Fillies](#)



JUVENILE FILLIES  
DIVISION

## Breeders' Cup Juvenile Fillies

2-Year Old Fillies

1 1/16 Mile - Purse \$2Million



The Juvenile Fillies winner usually goes on to have a very good racing career as a 3-year old.

### Winning Profile:

The Juvenile is the **ONLY** Breeders Cup race to have been won exclusively by US-based horses! The European invaders are 0-20 with none of them in-the-money in this race.

The size of the field for this race averages on the low side with 11.5 runners. You would think that with the large number of 2-year olds available each year, that it would have no problem filling the race with the maximum of 14. In 2011 we had a full field of 14 runners and in the previous 3 years it almost filled up with 12, 13 and 12 runners respectfully. However, in 2012 the field reverted to the low side with only 8 runners, 2020 there were just 7 and in 2021 we only got 6 in the race! But last year a field of 12 horses made it to the starting after having 13 runners in 2022. Let's hope for more of the same this year.

Favorites fare well in this race with 19 of 40 (48%) winning and 8 of those were odds-on favorites. The post time favorite has hit the board 75% of the time. 26 of 40 (65%) Juvenile Filly winners were one of the Top 3 choices.



Last year in a field of 12 the favorite Tamara (4/5) finished 7<sup>th</sup>.

In 2019 British Idiom (5/2) won as the 2<sup>nd</sup> favorite in 2018 Jaywalk (5-1) won and in the previous year we got a longshot shot upset winner in East Coast shipper Caledonia Road (17-1). She was preceded the prior year by Champagne Room (33-1) and in 2014 another longshot winner with the D. Wayne Lukas trained Take Charge Brandi (62-1) went wire- to-wire!

In 2015 we returned to a winning favorite in odds-on winner Songbird!

In 2012 the three favorites comprised the Trifecta which paid a low \$57.60. In 2011 My Miss Aurelia won as the favorite and the Trifecta was also comprised of the top 3 Favorites.

The previous year Awesome Feather won as the 4-1 favorite. In 2008 Stardom Bound won as a favorite. She was an EASY favorite to single in the Pick3 and Pick6 as well as the Trifecta and Superfecta wagers as she with Mike Smith aboard won in their usual come from behind fashion! In 2010 She Be Wild won and paid \$16.80 and the favorite, Blind Luck ran 3<sup>rd</sup>, less than a 1 length behind the winner.

Keep in mind that the Juvenile Fillies Division the most winners of 30-1 odds or more with (5) they are more than any other Division. (*most recently in 2016 \$69.20*)

**There have been some long-shots to win this race....** but you should not ignore the favorites.



Early speed does NOT fare well in this race. ONLY 9 winners in 40 years had the lead at 1st call and was able to hold on to the wire. The average beaten lengths at 1st call for the 40 editions is 2 1/2.

In 2009 and 2008 when Santa Anita had a synthetic surface the track favored off the pace runners and closers. When the races returned to Churchill in 2010 and 2011 we got winners that pressed the pace, running no further back than in 3<sup>rd</sup> place. In 2011 My Miss Aurelia was never further back than 2nd and in 2010 She Be Wild was never further back than 3rd.

In 2017 Caledonia Road (17-1) raced near the back of the field until the stretch where she made her move on the pace setters as she took the lead 1/16<sup>th</sup> out to win pulling away by 3 1/4 lengths.

In 2022 at Keeneland, Wonder Wheel won coming from the back of the field as she raced in 11th until starting her rally in the far turn and edge away by 3 lengths at the wire. The pace setter finished 6th!

Last year Just F Y I (7-1) won pressing the pace setter who faded to 7<sup>th</sup>.

Expect a forwardly placed style of runner to win this year at Del Mar.



There have ONLY been 9 wire-to-wire winners. (*1 of them at Del Mar in 2021*)



The best running style for the Juvenile Fillies is that of a Presser that can pass her tiring rivals in the stretch. Having a good late kick is important here. 21 of 40 (52%) winners that raced at 1 1/16 mile came from off the pace. (*13 of the last 18 winners were either a front runner (9 wins) or presser (5)*).



Inside post positions (1-3) has not been the place to be in the Juvenile Fillies as only 7 (17%) winners have come from here.

*Beholder was the last to win from the #1 post position in 2012 but that was with a speed bias track.*



The winner will have a current year race campaign of 3-6 races. If less than 3, she should not be running in here and if more than 6, she may be going off-form and in need of some time off. (*last year Just F Y I had just 2 races*)



The winner will have had a sharp (*in-the-money or within 4 lengths of the winner*) last race prep.

25 of the last 40 (62%) winners won their final prep race with 7 other winners running 2<sup>nd</sup> in their last prep.

Every BC Juvenile Fillies winner but one (*Ria Antonia*) had finished in-the-money in a Graded Stakes race prior to Breeders' Cup Day!

***The last race should have been run within the past 30 days. 34 of 40 (85%) Winners had a race within 30 days prior to BC Day. Horses with a layoff of more than 35 days are not good Win bets. Do NOT use these horses unless they are the Favorite. In 2006, Dreaming of Anna won as the favorite coming off a 48 day break.***



- ✔ The winner will have won a Stakes race (Grade 1,2 or 3). **Every** Juvenile Filly winner (*except Ria Antonia*) had finished in-the-money in a Graded Stakes race!
- ✔ The winner probably will have had a bullet workout before the race.
- ✔ Having earned a career best Beyer or BRIS Speed rating last out is NOT a negative (except for the low odds) – (*last year Just F Y I \$16.00 did this*)
- ✔ The winner probably showed an increase in her speed ratings the 1st time she ran a route distance (1 Mile or more). (*Just F Y I did this last year*)
- ✔ Experience at racing at multiple tracks is a GOOD sign. 13 winners of this race had experience at 3 different tracks. Young horses that can handle the stress of shipping as well as racing on different surfaces, is a special animal and should be given extra consideration for performing well in this race. Demand that your contenders have raced at a minimum of 2 tracks.
- ✔ There have been (11) Undefeated Fillies to win! (*most recently Just F Y I last year*)
- ✔ The Juvenile Fillies winner had a prep race at Belmont Park (or Bel at Big A) (17) times followed by Santa Anita (8) times.
- ✔ Key prep races that have produced the most Juvenile Fillies winners are the **Frizette (15 winners)**, the **Alcibiades** (9) and the **Chandelier S.** (7). Horses that ran well in these races and showed a triple digit BRIS Late pace rating usually do well. (*last year Just F Y I won the Frizette*)
- ✔ Trainer D. Wayne Lukas has (6) wins in this Division. He is just (1) behind Aidan O'Brien (*Turf Div.*) for most wins in a Division. His most recent win was in 2014 with Take Charge Brandi \$125.40

### Recent years' prices for the BC Juvenile Fillies:

Year	Win Pay	\$2 Exacta	\$1 Trifecta	\$1 Superfecta
2023	\$16.00	\$202	\$401	\$3,052
2022	\$15.00	\$302	\$935	\$15,830
<b>2021*</b>	<b>\$3.60</b>	<b>\$10</b>	<b>\$16</b>	<b>\$35</b>
2020	\$15.20	\$48	\$116	\$349
2019	\$7.40	\$26	\$55	\$290
2018	\$13.00	\$50	\$387	\$1,490
<b>2017*</b>	<b>\$36.60</b>	<b>\$392</b>	<b>\$4,479</b>	<b>\$29,371</b>
2016	\$69.20	\$723	\$2,347	\$25,892
2015	\$3.20	\$13	\$60.00	\$195
2014	\$125.40	\$1,557	\$11,309	\$97,620
2013	\$66.60	\$739	\$3,710	\$14,719
2012	\$6.20	\$26	\$58	\$119

**\* Denotes the years the Breeders' Cup was run at Del Mar.**

The average pay-outs for the past 10 years are: \$2 Exacta - \$332, \$1 Trifecta - \$2,012 and the \$1 Superfecta - \$17,412.

***In 4 of the Last 11 years the winners were 17-1, 34-1, 62-1 and 32-1 odds. Upsets like this are unusual for this Division!***

As you can see, in recent years' the money has been found in the Win, Trifecta and Superfecta wages. Normally, this race highly suggests that the favorite will win.

When the favorite does win we can expect long-shots in the 4th and sometimes the 3rd positions. This race allows us to single the favorite (*you may want to use the 2 favorites*) in our [Pick3](#), [Pick4](#) and [Pick6](#) wagers.

**NOTE:** based on the recent history of longshots winning, you may want to play one wager ticket with our best rated Longshot on top of the favorites in the Exacta and Trifecta.

The Top 3 Post Time favorites are automatic Contenders. However, we still need to separate the rest of the field into Contenders and Pretenders. We do this by first identifying those that had a **SHARP last race** (*in-the-money or within 4 lengths of the winner*), those that won or finished 2nd in their last prep race, those that won or finished in-the-money in a Graded Stakes race.

**Remember that 14 of the last 22 editions of the Juvenile Fillies the Exacta has paid less than \$60.**

**Down grade runners that have most of their experience racing on the synthetic tracks or on turf and upgrade those that have run well over the Santa Anita dirt track!**

Now that you have the Contenders you need to rank them using the other Profile stats.

Give extra consideration to those that show a bullet workout since last race, those that raced in the **Frizette, Alcibiades** or the **Chandelier Stakes** prep races, those that have raced between 3-6 races this year, those that have shown a good late kick in the final turn while racing within 4 lengths of the leader.


Down grade horses that have raced more than 6 times this year, those that must have the lead to win, European invaders, those running from the inside post positions (1-3), layoff runners of more than 35 days.

The winning Exacta will probably consist of the Top 4 post time favorites (*which will be low paying*) however we will use the remaining of the Contenders in the bottom of the Superfecta in the 4th spot.

In 2008 the favorite and 2nd favorite ran 1st and 3rd and the Superfecta still paid a very generous \$2,538 for a \$1.00 wager!

We will look for a long-shot to win if there is one that fits our **Proven Winning Profile** above.

Here are the winners of the Breeders' Cup Challenge races for the **Juvenile Fillies** Division.

 <b>CHALLENGE SERIES Juvenile Fillies Division</b>			
RACE	COUNTRY	TRACK	WINNER
Darley Alcibiades Stakes	USA	Keeneland	Immersive
Frizette Stakes	USA	Belmont at Aqueduct	Scottish Lassie
Oak Leaf Stakes	USA	Santa Anita	Non Compliant

Over the past 9 years there have been (6) Breeders' Cup Challenge race winners that won the Juvenile Fillies. They were in 2023, 2022, 2021 (*at Del Mar*), 2019, 2018 and 2015.

[BC Preview](#) | [Table of Contents](#) | [BC Juvenile](#)



JUVENILE DIVISION

## Breeders' Cup Juvenile

2-Year Olds

1 1/16 Miles - Purse \$2 Million



ONLY 2 Kentucky Derby winners have won this race which carries a \$2 Million purse. It was Nyquist in 2015 and Street Sense in 2006! The Juvenile is the premier race for 2-year olds. The winner of this race usually wins the Eclipse Award for 2-year olds.

### Winning Profile:

☑ Favorites do well in this race as they have won 14 out of 40. Furthermore, 29 of the 40 (72%) winners have been one of the top three favorites! This has been a very predictable race.

☑ 2nd favorites also do well - winning 10 and placing in 9 out of 40 races. (*last year Muth ran 2<sup>nd</sup> as the 2<sup>nd</sup> Favorite*)

☑ The Favorite has **lost** in 8 of last 11 years!

☑ In 13 of the past 17 years (76%) the Favorite has finished in the **Exacta**.

Long-shots do well in the place spot as the \$2 Exacta for the Juvenile has averaged \$243 for the past 10 years. Sixteen (16) times the 2nd place finisher has gone off at odds of 15-1 or more!

In 2021 they ran 2<sup>nd</sup> (15-1) and 3<sup>rd</sup> (22-1) as the Favorite did Win. In 2018 the favorite won followed by (40-1), (67-1) and (41-1) to complete the Superfecta. In 2015 Swipe (29-1) finished in 2<sup>nd</sup> behind Nyquist. 2012 gave us He's Had Enough who ran 2<sup>nd</sup> at 19-1. In 2002 Kafwain also finished 2nd at 19-1 and in

2001 Repent ran 2nd at 42-1.



Single-digit odds horses have finished in 2 of the 3 Trifecta spots in 23 of the last 26 years.



Early speed and Early Pressers do well in this race. There have been 7 wire-to-wire winners. In 2021 Corniche won wire-to-wire as the favorite. In 2018 the winner Game Winner (1-1) was never further back than 4 lengths! Eight years ago the undefeated Shanghai Bobby won racing in 2<sup>nd</sup> to the  $\frac{3}{4}$  pole before taking the lead. (*the last wire-to-wire winner was Corniche (3/2) in 2022*).



In 9 of the last 12 years the pacesetter has finished off the board!



Stay away from the one run closers. If they cannot run within 4-5 lengths of the leader, they will not be able to close enough ground with horses of this Class!



25 of 40 (62%) winners have earned a Stakes win and 4 others were Stakes placed.



There have only been 2 winners from the rail position but there have been 11 winners from the inside post positions (1-3). *The added distance from the outside (#10-14) post positions is considerable for 2-year olds racing at this distance.*





There have been 4 European shippers that have won the Juvenile while making their debut on the dirt. With 2 others finishing in the top 3. Johannesburg won in 2001 and Wilko won in 2004 as did Vale of York in 2009 (*synthetic surface*). In 2021 the Japanese sent over a runner that finished next to last!





The winner will have run a Sharp last race (*in-the-money or within 4 lengths of the winner*). Horses that last ran in a Maiden race or State-bred Stakes are NO WHERE close to the level of horses that have raced in Graded Stakes. (*they should not be considered for the win*).


 (9) times the winner was making ONLY his third start. *Most recently Fierceness in 2023!*

 Only (2) Juvenile winners broke their maiden in prior race. (2003 Action this Day \$58.60 – 2013 New Year's Day \$23.00).

 There have been (12) winners that were Undefeated coming into the Breeders' Cup Juvenile! (most recently in 2021 Corniche was undefeated in 2 career races)

 The winners' number of days since last race will be 21-35.

 In (19) of the (40) editions the Juvenile winner's last prep was at either Santa Anita (12) or Belmont Park / Big A (10).

 Prep races that have produced the most Juvenile winners are: **Champagne** (10), **Breeders' Futurity** (8) and the **American Pharoah/Frontrunner** (10). (last year Fierceness ran in the Champagne)

**Recent Prices in the BC Juvenile:**

Year	Win Payoff	\$ 2 Exacta	\$1 Trifecta	\$1 Superfecta
2023	\$35.00	\$202	\$343	\$1,097
2022	\$12.04	\$27	\$45	\$135
<b>2021*</b>	<b>\$4.80</b>	<b>\$50</b>	<b>\$538</b>	<b>\$2,622</b>
2020	\$9.40	\$599	\$3,930	\$38,895
2019	\$93.80	\$976	\$3,931	\$11,997
2018	\$4.00	\$113	\$965	\$16,279
<b>2017*</b>	<b>\$25.00</b>	<b>\$135</b>	<b>\$229</b>	<b>\$5,313</b>
2016*	\$11.00	\$39	\$144	\$1,284
2015	\$11.40	\$191	\$697	\$2,767

2014	\$29.80	\$100	\$336	\$4,016
2013	\$23.00	\$107	\$476	\$3,807
2012	\$4.60	\$90	\$366	\$1,862

**\* - Years Breeders' Cup races held at Del Mar**

As you can see there is some money to be made in the Juvenile with the average 10 year \$2 Exacta paying \$243, \$1 Trifecta paying \$1,116 and the \$1 Superfecta a big \$8,380!

The Top 3 post time favorites do very well in this race. So they automatically become Contenders. We still need to separate the remaining runners into Contenders and Pretenders.

We do this by first identifying those that ran a SHARP last race (*in-the-money or with 4 lengths of the winner*), next find the ones that won or finished 2nd in a Graded / Group I race.

Those that have raced in the Champagne, Breeders' Futurity and the American Pharoah Stakes.

Now you have the Contenders and you only need to rank them based on the other **Proven Winning Profile** stats.

**Remember, 13 of the last 17 favorites in the Juvenile have finished in the Exacta!**

In 4 of the last 7 years was the first time since 1997 that the Juvenile Trifecta had 2 Double Digit odds runners and the 2019 edition had 3.

Give extra consideration to those that last raced within 21-35 days, those that run on the lead or within 4 lengths of the leader.

**Down grade those that have mostly raced on the synthetic surfaces or turf.**

**Down grade those that can only win by closing from the back of the pack, those that last raced in a Maiden or Non-Graded Stakes race, the horse in post position 1.**


Since one of the Top 3 favorites have won the Juvenile 72% of the time and with long-shots having a history of coming in second, a simple Exacta wager would be to use the Top 3 favorites over every horse that has odds of 15-1 or higher!

If there are 5 horses with 15-1 odds or higher, the cost of a \$2 Exacta wager with the 3 favorites would be \$30. With the average pay-out being \$243 we would make a profit of \$213 – playing a \$10 Exacta would produce a profit of \$1,065!

A good Trifecta ticket to put together using the Exacta reasoning above would use the Top 3 Favorites in the first spot and the 5 (15-1) horses in the middle and bottom of the ticket. It would cost \$120 for a \$2 wager or \$60 for a \$1 ticket. Remember the average pay-out is \$1,116.

For the Superfecta Ticket we can use the same strategy by using the same combination as the Trifecta and adding the Top 3 Favorites to the bottom of the Ticket. This wager will cost \$120 for a \$1 wager, \$240 for a \$2 wager.

Here are the winners of the Breeders' Cup Challenge races for the **Juvenile** Division.

 <b>CHALLENGE SERIES Juvenile Division</b>			
RACE	COUNTRY	TRACK	WINNER
The Champagne	USA	Belmont at Aqueduct	Chancer McPatrick
Breeders' Futurity	USA	Keeneland	East Avenue
American Pharoah Stakes	USA	Santa Anita	Citizen Bull

Over the past 9 years there have been (5) Breeders' Cup **Challenge race winners** that won the Juvenile. They were in 2022, 2021 (*at Del Mar*), 2020, 2016 and 2015.

[BC Juvenile Fillies](#) | [Table of Contents](#) | [BC Sprint](#)



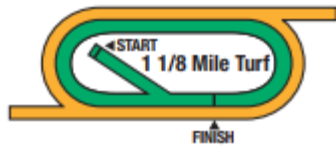


FILLY & MARE TURF  
DIVISION

## Breeders Cup Filly & Mare Turf

**Fillies & Mares 3-Year Old and Up**

**1 1/8 Miles - Purse \$2 Million**



This now \$2 Million purse race was added to the Breeders Cup series in 1999 which makes this year the 26th occurrence.

The distance of this race changes based on the turf course configuration of the host track. After having been at Churchill Downs in 2018 where it was run at the normal distance of 1 3/8 Miles, at Santa Anita last year it was run at 1 1/4 Mile at Del Mar it is held at the shortest distance of all recent Breeders' Cups at 1 1/8<sup>th</sup> Mile and at Keeneland it is run at 1 3/16 Mile.

This year the shorter distance could be a slight advantage to the American runners!

The turf course at Del Mar does have tighter turns than at Keeneland or Churchill Downs and that should be in the American's favor as the Euros are more accustomed to running on courses with wide sweeping turns across the pond.


The two editions held at Del Mar (2021 & 2017) the Japanese got their first BCup winner with Loves Only You (Jpn) (4-1) in 2021 and the Euros took down the Exacta in 2017.


Look for the U.S. based runners to be competitive on the Del Mar Turf course.


In 2021 the invader from Japan Loves Only You (Jpn) won giving the Japanese their first ever win in the Breeders' Cup.


## Winning Profile:

- ☑ There has not been any advantage to European vs. US based horses. Both have equal shot at winning. US has won (10) and the Euros won (13), Japan (1) and Canada has won (1).
- ☑ Foreign-bred runners have finished in 23 of 39 slots of the Trifecta in the last 13 years!
- ☑ NO U.S. based 3-year old has EVER finished in the Exacta.
- ☑ The winner will not be on the lead as the average lengths behind the leader at 1st call is 3 1/4 for all winners of this race but four (*2019 Iridessa (Ire)*, *2017 Wuheida (GB)*, *2014 with Dayatthespa* and *2013 with Dank* – all held in California)!
- ☑ Only 2 early leaders have EVER held on for the win. It was 2014 with Dayatthespa and 2005 with Intercontinental at 15-1 odds. Before 2005 NO early leader had ever held on for even a piece! Last year's front runner In Italian (GB) ran 5th.
- ☑ In the Breeders Cup Filly & Mare Turf, there has not been any post position advantage.
- ☑ Favorites have won 6 of 25 (24%) races. The 2nd favorite has won 3 times and placed 7 times in this race. The 3rd favorite has won 5 times and placed 3 times while showing 2 times.
- ☑ In the 25 Editions of this race, ONLY 6 post time favorites have finished out of-the-money.
- ☑ Most winners will have had a race campaign of 4-8 races.
- ☑ The winner will have a Sharp Grade or Group I turf race at 1 1/8 mile or longer. 19 of the 25 winners hit-the-board in their last prep race.
- ☑ Only 9 of 25 (36%) winners won their last race out prior to this race.

 The number of days since last race should be no more than 48 days.

 The age of the horse does not matter. Previous winners have been 3 (*all European*), 4, 5 and 6 year olds.

 Winners will have earned a 103 or higher Beyer speed rating in the current campaign.


 Trainer Chad Brown has won 3 of the last 10 editions of this race with 4 2nd.


Top Turf trainers that have not done well in this race are:


Christophe Clement (8: 0-1-0)      Aidan O'Brien (19: 1-3-2)

Bill Mott (9: 0-0-2)      Saeed bin Suroor (5: 0-0-0)

John Gosden (7: 1-0-1)

 In 16 of the 25 editions of this race the winner has paid \$10 or more!

 17 of the 25 winners were bred in Europe! (*last year Inspiral(GB)*)

 U.S. races that have produced the most winners are: Flower Bowl (6), First Lady (4).

 **NO California based horses have won this race, yet.**

*Horses that are California based are 0 for 48 all-time in the Filly & Mare Turf with ONLY 6 that finished in-the-money!*

**Recent Prices in the BC Filly & Mare Turf:**

Year	Win Payoff	\$2 Exacta	\$1 Trifecta	\$1 Superfecta
2023	\$7.00	\$29	\$129	\$2,531

2022	\$10.38	\$45	\$372	\$1,702
<b>2021*</b>	<b>\$10.60</b>	<b>\$312</b>	<b>\$466</b>	<b>\$1,486</b>
2020	\$37.60	\$199	\$1,699	\$39,895
2019	\$28.40	\$131	\$148	\$1,175
2018	\$8.60	\$37	\$150	\$726
<b>2017*</b>	<b>\$24.40</b>	<b>\$173</b>	<b>\$1,058</b>	<b>\$8,635</b>
2016	\$18.00	\$65	\$418	\$1,609
2015	\$17.60	\$51	\$375	\$2,721
2014	\$13.00	\$54	\$183	\$619
2013	\$5.00	\$23	\$103	\$950
2012	\$26.40	\$95	\$180	\$922

*\* Denotes years Breeders' Cup held at Del Mar.*

As you can see there is some money to be made in the Filly & Mare Turf with the 10 year average \$2 Exacta paying \$136, \$1 Trifecta paying \$509 and the \$1 Superfecta a very nice \$6,088.

First we need to separate the [Contenders](#) from the [Pretenders](#).

We do that by first identifying those that ran a SHARP last race (*in-the-money or within 4 lengths of the winner*) at 1 1/8 mile or longer. Next look at those that have raced between 4-8 times this year, those that have run their last race within 48 days (*unless they are Europeans*).

Now you have the [Contenders](#) identified and you only need to rank them based on the other Profile stats.

Give added consideration to any that have earned a 103 or higher Beyer this year, those that have shown they can win from off the pace and have a good late kick.

**Down grade** horses that are "Need the lead" type of runners, any horse that raced more than 8 times this year, those that are California based.

The best Exacta ticket is one that uses the 2/3 post time favorites over any Contender that has odds of 8-1 or higher and then do a second Exacta ticket with those reversed. Doing that last year paid a nice \$312!


Do NOT use American based 3-year olds in the Top 2 positions (only on the bottom of the Tri & Super).

For the Trifecta use the 2 post time favorites on Top and the other Contenders in the Middle and Bottom. Then play a second ticket with the favorites reversed in 2<sup>nd</sup> the position.

For the Superfecta use the Contenders that are (6-1) – (12-1) on Top with the 2 Favorites in the 2nd spot and the same Top horses in the 3rd spot and ALL Contenders in the 4th or bottom spot.

Remember that in the 2 editions held at Del Mar, they were won by the Euro and Japanese invaders with the U.S. based runners filling 2 of the positions in the Superfecta.

Here are the winners of the Breeders' Cup Challenge races for the **Filly & Mare Turf** Division.

 <b>CHALLENGE SERIES Filly &amp; Mare Turf Division</b>			
RACE	COUNTRY	TRACK	WINNER
Cartier Paddock Stakes	South Africa	Kenilworth	Beach Bomb (Saf)
Victoria Mile	Japan	Tokyo Racecourse	Ten Happy Rose (Jpn)
Gran Premio Pamplona	Peru	Hipodromo Monterrico	Boudica (Per)
Beverly D. Stakes	USA	Churchill Downs	Moira
Darley Yorkshire Oaks	UK	York	Content (Ire)
The Flower Bowl	USA	Saratoga	Idea Generation (Ire)
Coolmore American 'Justify' Matron Stakes	Ireland	Leopardstown	Porta Fortuna (Ire)
Prix de L'Opera Longines	France	Longchamp	Friendly Soul (GB)
Rodeo Drive Stakes	USA	Santa Anita	Hang the Moon
QIPCO Champions Fillies & Mares Stakes	UK	Ascot	

Over the past 10 years there have been (4) Breeders' Cup Challenge race winners that won the Filly & Mare Turf. They were in 2019, 2018, 2015 and 2013.

[BC Sprint](#) | [Table of Contents](#) | [BC Mile](#)



## Breeders Cup Mile

3-Year Olds and Up

1 Mile Turf - Purse \$2 Million



The most difficult race to handicap carries a \$2 Million purse. This is the one of four turf races held on Saturday and has truly become a "world" championship race as runners from all over the world have won it!


The Mile sends more horses to the gate than any other Breeders Cup race with an average of 13 over the 40 year time span. This makes for a very good betting opportunity.

Last year we had a field of 13 horses which Euro trainer Charlie Appleby won with Master of The Seas (Ire).

In 2011 Woodbine runner Court Vision won by a nose at 65-1 coming from 11th to catch fellow Woodbine runner Turallure (11-1)!

The Mile usually has a full field of runners which can make it a good wagering opportunity for Horseplayers. Only 3-times in 40 years have there been less than 11 runners. They were 2013 with (10), 2012 with (9) and in 1984 (10).


## Winning Profile


 European runners have won 18 of 40 (45%) races with 16 winners having raced their last in Europe.


The firm turf in California usually favors the U.S. (N. America) based runners on Breeders' Cup day.


Look for European horses that do not run well on soft/yielding turf to like the firmer turf courses in Southern California.


The weather climate also comes into play. If it is hot on race day, like in S. California, the Euros are at a disadvantage. This is because they are not accustomed to being in warm weather and will not be themselves when racing. On the other hand, if the weather is cool and even damp, it will be in their favor.

 Favorites have won the Mile 38% of the time, 15 of 40. That leaves us with a good opportunity to get some value here. Only 6 other Favorites have been able to finish 2<sup>nd</sup> or 3<sup>rd</sup>! *In both editions held at Del Mar the Favorite won!*


 One of the top 3 favorites has won the Mile in 26 of 40 (65%) years.

 Fillies and Mares have won this race 10 times. The last being Uni in 2019, Tepin in 2015 (*she also ran 2<sup>nd</sup> in 2016*) and Goldikova in 2008, 2009 and 2010.


 Prep races that have produced the most winners are: Shadwell Mile (6), Kelso (4), SA BC Mile (4), Prix du Moulin (4), Woodbine Mile (5) and Queen Elizabeth II (4).


 Early speed horses do not fare well in the Mile. Only 1 winner in 40 years was on the lead at first call. The average beaten lengths at first call for the winner is 4. There have been 9 winners that were more than 7 lengths behind at 1st call.


Horses coming from off the pace rule the Breeders Cup Mile!


 37 of 40 winners had previously won at a mile on the turf. Do not look for that trend to end this year! *Horses that ran their last race at more than 1 mile,*


***do not fare well in this race. Only 2 winners had EVER won at distances greater than 1 mile in their last race.***


 Lightly raced horses do O.K. in the Mile. Do not be afraid of them **if** they had previously won at a mile.


 The main contenders will show a current race campaign of 3-7 races.

 The winner will have shown a Sharp last race (*in-the-money or within 4 lengths of the winner*). 30 of 40 (75%) winners finished 1st or 2nd in their last race. *Only (3) winners, Order of Australia (Ire) (2020), Karakontie (2014) and Cozzene (1985) are the ONLY winners to have finished out-of-the-money or more than 4 lengths behind the winner.*

 US based horses should have no more than 30 days between races and the Europeans may show longer layoff from last race.


 U.S. based runners have comprised at least 2/3rds of the Trifecta in 15 of the last 18 years.


 Any horse that had run in a previous Breeders Cup Mile has an advantage to win or place. In 2006 the winner, Artie Schiller, had run in the previous year's race. In 21 of the last 40 Mile running(s) a horse that had raced in a previous BC Mile returned to win or hit-the-board!

 35 of 40 winners had a Stakes win (Grade/Group 1, 2 or 3) during the current campaign.


 Last year the Euro invaders filled 2 of 3 Trifecta spots.


 9 of the last 14 winners were age 5 or older.


 28 of the last 33 years at least one runner from Post No. 10 or wider finished in the Trifecta! (*so be sure you have at least 1 on your ticket – last year the Winner came from Post #14*)


 Post positions do not matter in the Mile. Winners have come out of just about everywhere! However, 19 winners came out of posts 1-6.



 Horses coming into the BC Mile off a string of 5 or more victories are 0-9 in the history of the Mile! In 2011 Compliance Officer had a 5 race win streak and finished 11th. Eight years ago Leroïdesanimaux came into the race after winning 8 straight only to finish 2nd.

 Older horses that ran well in the Kelso Handicap, Keenland BC Mile, Woodbine Mile, Prix du Moulin, SA BC Mile, Prix de la Foret or Queen Elizabeth II prep races due well on Breeder's Cup day.

 The Woodbine Mile has produced the winner in 6 of the last 13 years and a Trifecta runner in 13 of the last 17.

 It is not uncommon for a high price horse to get 2nd in this race which tends to lead to a nice Exacta payoff. In 2022 the Place runner was (56-1), in 2021 the 2<sup>nd</sup> and 3<sup>rd</sup> place runners were (10-1) & (25-1). In the 1<sup>st</sup> – 2<sup>nd</sup> – 3<sup>rd</sup> place runners odds were (73-1), (11-1) and (18-1). In 2017 Lancaster Bomber ran 2<sup>nd</sup> at 13- 1, in 2015 Mondialiste came in 2<sup>nd</sup> at 17-1, In 2009 Courageous finished 2<sup>nd</sup> at 23-1.

**Recent year's payoffs for the BC Mile:**

Year	Win Payoff	\$2 Exacta	\$1 Trifecta	\$1 Superfecta
2023	\$8,60	\$39	\$165	\$764
2022	\$4.76	\$180	\$901	\$5,283
<b>2021*</b>	<b>\$6.20</b>	<b>\$58</b>	<b>\$518</b>	<b>\$3,708</b>
2020	\$148.40	\$2,117	\$8,786	\$152,894
2019	\$9.20	\$33	\$180	\$556
2018	\$13.80	\$134	\$550	\$14,643
<b>2017*</b>	<b>\$7.40</b>	<b>\$97</b>	<b>\$1,057</b>	<b>\$6,406</b>
2016	\$26.80	\$105	\$504	\$2,224
2015	\$11.80	\$174	\$538	\$10,669

2014	\$62.00	\$663	\$5,011	\$93,617
2013	\$3.60	\$33	\$210	\$1,447
2012	\$5.60	\$54	\$125	\$383

*\* Years' Breeders' Cup held at Del Mar*

As you can see, there is money to be made in the Mile with the 10-year average \$2 Exacta paying \$360, \$1 Trifecta paying \$1,821 and the \$1 Superfecta a whopping \$29,067.

Since one of the top 3 favorites wins this race a lot and when it doesn't win it is either 2nd or 3rd we need to first determine if the Favorite fits most of the Proven Winning Profile items above and which other horses also fit with the Profile!

Next, we need to separate the remaining horses into Contenders and Pretenders. Start with identifying those that ran a SHARP last race (*in-the-money or within 4 lengths of the winner*), **those that have Won at 1 Mile on Turf**, those that have won a Graded / Group I or II Stakes race this year.

You have now identified the Contenders and need to rank them based on the other Profile stats.

Give higher consideration to those that ran well in the Kelso, Keeneland/Coolmore Mile, Woodbine Mile, Prix du Moulin, Queen Elizabeth II, Prix de la Foret and SA Mile prep races – those that ran from 3-7 races this year - those that have run in a **previous** Breeders Cup Mile - US runners that raced within 30 days - and European runners.


Remember that` the Woodbine Mile has produced the 7 of the last 14 winners in this Division. They were Master of The Seas (Ire) (2023), Modern Games (2022), World Approval in 2017, Court Vision in 2011 and Wise Dan 2-times. In 2015 Mondialiste (17-1) finished 2<sup>nd</sup> after having won the Woodbine Mile!

**Down grade horses that have a 5 race or more win streak, and those that must be racing on the front end to win!**

A good Exacta ticket would be one using the 3 post time favorites on Top and any Contender with odds of 10-1 or more on the Bottom. A Good Trifecta would be one that uses the same Exacta horse in the first and second spots and all of them in the third spot.

Remember to use at least 1 runner from post No. 10 or higher in your Trifecta ticket!

Here are the winners of the Breeders' Cup Challenge races for the **Mile** Division.

			
RACE	COUNTRY	TRACK	WINNER
L'Ormarins Queens Plate	South Africa	Kenilworth	Charles Dickens (Saf)
Gran Premio Club Hipico Falabella	Chile	Club Hipco	Frateli La Vita (Chi)
Yasuda Kinen	Japan	Tokyo Racecourse	Romantic Warrior (Ire)
Queen Anne Stakes	UK	Ascot	Charyn (Ire)
Qatar Sussex Stakes	UK	Ascot	Notable Speech (GB)
The Fourstardave	USA	Saratoga	Carl Spackler (Ire)
Prix du Haras de Fresnay-Le-Bufferard Jacques le Marois	France	Deauville	Charyn (Ire)
Woodbine Mile	USA	Woodbine Racecourse	Win for the Money
Coolmore Turf Mile Stakes	USA	Keeneland	Carl Spackler (Ire)
City of Hope	USA	Santa Anita	Johannes

Over the past 12 years there have been (5) Breeders' Cup Challenge race winners that won the Mile. They were in 2023, 2019, 2017 (*at Del Mar*), 2013 and 2012.

[BC Filly & Mare Turf](#) | [Table of Contents](#) | [BC Turf](#)

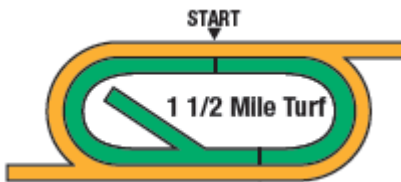


TURF DIVISION

## Breeders' Cup Turf

3-Year Olds and Up

1 1/2 Miles - Purse \$4 Million



The Turf now carries a \$5 Million purse. This grueling race is more of a gut check of stamina, more so than any other race on the card!

Twenty years ago this race gave us the FIRST dead heat in Breeders Cup history with repeat victor High Chaparral and Johar! What a thrilling race it was!

### Winning Profile:

☑ The Europeans have done well winning 26 of 40 (65%) races and 20 of the last 25 (80%)! Last year they ran 1<sup>st</sup> and in 2022 the Euros ran 1<sup>st</sup>, 2<sup>nd</sup> and 4<sup>th</sup>, 2020 they ran 1<sup>st</sup> and 2<sup>nd</sup>. Previously in 2017 (*at Del Mar*) they got 1<sup>st</sup> and 2<sup>nd</sup>, 2016 they ran 1<sup>st</sup> – 3<sup>rd</sup> – 4<sup>th</sup>. In 2015 they finished 1<sup>st</sup> and 2<sup>nd</sup> just as they did in 2014. In 2013 they took down the top 2 spots! In 2011 they claimed 3 of the top 4 finishes (1st, 2nd and 4th), in 2010 they took 2 of the top 3, in 2009 they got 3 of the top 4 finishers as was the case in 2008 and nine years ago the Europeans took down all 4 of the money spots in this race.

☑ 21 of the 26 European winners ran their previous start in their home land.

☑ 13 of last 18 winners were bred in Europe.

☑ **ONLY (1) Prix de L'Arc Triomphe winner** has EVER won the Breeders'

Cup Turf. They are 1 for 13 however, (4) did finish 2<sup>nd</sup> with 1 coming in 3<sup>rd</sup> and another 4<sup>th</sup>. In 2018 Enable (GB) became the first to win the Turf Div. in same year they won the L'Arc! *(other runners from the L'Arc Triomphe have won 6 times)(Bluestocking (GB) won the Arc this year)!*

### ARC WINNERS IN THE SAME YEAR'S BREEDERS' CUP TURF

<u>1986</u>	<b>Dancing Brave</b>	<u>GB</u>	4th to Manila	<i>below form, no extra</i>
<u>1987</u>	<b>Tremolino</b>	<u>FR</u>	2nd to Theatrical	<i>stalked, challenged in straight, ran well</i>
<u>1990</u>	<b>Saumarez</b>	<u>FR</u>	5th to In The Wings	<i>tracked leaders, ran on steadily, dull</i>
<u>1992</u>	<b>Subotica</b>	<u>FR</u>	5th to Fraise	<i>keen, tracked leaders, no extra</i>
<u>2007</u>	<b>Dylan Thomas</b>	<u>IRE</u>	5th to English Channel	<i>ridden 4 furlongs out, no extra straight</i>
<u>2015</u>	<b>Golden Horn</b>	<u>IRE</u>	2 <sup>nd</sup> to Found (IRE)	<i>Kept on valiantly while not quite good enough</i>
<u>2016</u>	<b>Found</b>	<u>IRE</u>	3 <sup>rd</sup> to Highland Reel (IRE)	<i>Split horses past midstretch and bested the rest</i>
<u>2018</u>	<b>Enable</b>	<u>GB</u>	<b>Won (4/5)</b>	<i>Floated extremely wide, won driving</i>



Each of the last 25 editions had at least 1 foreign-bred horse in the Trifecta. *(1998 was the last year the U.S. swept the TRI)*



Prep races that have produced the most winners are: Prix de l'Arc de Triomphe (10), Joe Hirsch Turf Inv. (7) and the Rodeo Drive S (4).



Favorites have done O.K. winning 13 of 40 (32%) races with 8-2nd, 6-3rd and 4- 4th place finishes.





One of the top 3 favorites has taken 23 of 40 (58%) races.





To win the Turf you do not want the lead. Only 3 horses in 40 years have won on the front end with the last to do it being in 2016 with Highland Reel (Ire). *(10 of the last 12 pacesetters have beaten just 18 horses)*


The average beaten lengths at 1st call by the winner is 5 1/2 and 10 winners have closed from 10 lengths or more.


 The best running style is that of a stalker and/or closer. (*last year Auguste Rodin (Ire) closed from 8<sup>th</sup> in a 11 horse field*)


 Most winners of this race have at least 2 races between August and race day and as many as 4.


 The best position is inside or outside. There have been 14 winners from the inside (1-3) and 18 winners from the outside (8-14). (*Last year the winner came from post #5*).


 To be considered a Contender, a horse must have finished 1st or 2nd at least 3 times in their last 8 races in Graded Stakes or Group 1 or 2 level of competition.


 38 (95%) winners had earned a Grade 1 or Group 1 or 2 win on the turf at either 1 1/4 or 1 1/2 miles within its 8 most recent races. This year should be no exception!


 **Only 2 winners of the Turf Div. did NOT have at least a 9 1/2 Furlong average distance in their last 3 races prior to Breeder's Cup day.**


 Any runner who has been successful at the 1 1/2 Mile distance should be given extra consideration.


 The winner's last race will have been run within 35 days (*Euro runners are the exception*).


 Down grade any horse that did not face Graded or Group competition in their last 3 races prior to the Breeder's Cup Mile.

 4 of the last 15 winners had an off-the-board finish in their last prep race.

 In the 2021 edition at Del Mar the Favorite Tarnawa (Ire) finished 11<sup>th</sup> as the Favorite.

 Age is not a major factor as winners have come from 3, 4 and 5 years old. However, no horse older than 5 has won this race.

 ALL but (1) winner had dosage index of 3.00 or lower. This is the stamina influence pedigree.

 12 of the last 26 (46%) Winners had the Broodmare Sire Line of Northern Dancer and (7) had the Raise A Native line with (3) having the Nasrullah Line.

**Those that have a DI of 3.00 or less are the Major Contenders:**

<u>Horse</u>	<u>DI</u>	<u>Broodmare Sire Line</u>
Auguste Rodin (Ire)	0.94	Northern Dancer
Balnikhov (Ire)	3.80	Raise A Native
Blow the Horn (Jpn)	1.29	Turn To
Bluestocking (GB)	0.73	Raise A Native
Cabo Spirit	3.00	Northern Dancer
Carson's Run	4.00	Northern Dancer
Dacey Mo Chara (GB)	2.43	Raise A Native
Economics (GB)	0.92	Northern Dancer
El Encinal (Arg)	3.80	Northern Dancer
Far Bridge	3.00	Northern Dancer
Get Smokin	3.00	Raise A Native
Gold Phoenix (Ire)	1.67	Nasrullah
Goliath (Ger)	0.83	Northern Dancer
Grand Sonata	3.47	Bold Ruler
Integration	2.11	Northern Dancer
Lagynos	3.00	Raise A Native

Legend of Time (GB)	1.32	Northern Dancer
Master Piece (Chi)	1.80	Raise A Native
Measured Time (GB)	0.67	Raise A Native
Missed the Cut	3.00	Northern Dancer
Nations Pride (Ire)	0.71	Northern Dancer
Obataye (Brz)	2.00	Northern Dancer
Ohana Honor	2.75	Northern Dancer
Program Trading (GB)	1.32	Northern Dancer
Silver Knott	1.00	Northern Dancer
Starting Over	3.62	Raise A Native
Tawny Port	0.90	Questionnaire
The Grey Wizard (Ire)	0.57	Northern Dancer
Warm Heart (Ire)	0.70	Northern Dancer
White Palomino	2.76	Bold Ruler

**Those that are OVER a DI of 3.00:**

Balnikhov (Ire)	3.80
Carson's Run	4.00
El Encinal (Arg)	3.80
Grand Sonata	3.47
Starting Over	3.62

**Once Entries are Finalized for the Turf Division you will receive email with any updated pedigree data.**



**Recent year's payoffs for the BC Turf:**

<u>Year</u>	<u>Win Payoff</u>	<u>\$2 Exacta</u>	<u>\$1 Trifecta</u>	<u>\$1 Superfecta</u>
2023	\$7.00	\$25	\$149	\$2,595
2022	\$13.92	\$140	\$350	\$1,970
<b>2021*</b>	<b>\$19.00</b>	<b>\$171</b>	<b>\$1,166</b>	<b>\$16,810</b>
2020	\$11.40	\$36	\$142	\$901
2019	\$4.00	\$137	\$439	\$2,746
2018	\$3.60	\$26	\$252	\$4,116
<b>2017*</b>	<b>\$30.20</b>	<b>\$156</b>	<b>\$262</b>	<b>\$2,592</b>
2016	\$9.60	\$28	\$43	\$326
2015	\$14.80	\$42	\$100	\$504
2014	\$14.40	\$64	\$264	\$829
2013	\$27.00	\$73	\$317	\$1,450
2012	\$36.60	\$136	\$301	\$2,030

**\* - Denotes those years the Breeders' Cup were at Del Mar.**

As you can see it is more difficult to get nice pay-outs in the BC Turf with the 10-year average \$2 Exacta paying \$83, \$1 Trifecta paying \$317 However, the \$1 Superfecta averages a nice \$3,339!

Since one of the top 3 favorites wins this race 58% of the time, we need to see which runners fit the ***Proven Winning Profile*** the best. They become Contenders automatically.

**Next we need to separate the rest of the horses into Contender and Pretender status.**

We do that by identifying those that won a Grade or Group I or II race on the Turf at either 1 1/4 or 1 1/2 miles within its 8 most recent races. Next look at those that finished 1st or 2nd at least 3-times in their last 8 Graded / Group Stakes races.

Closely consider those horses that have run in these prep-races: Prix de l'Arc de Triomphe ,

Prix de la Foret, Joe Hirsch Turf Inv. and the Rodeo Drive S..

Now you have the Contenders and you will need to rank them using the remaining **Proven Winning Profile** stats.

**NOTE:** (4) of the last (14) winners in this Division finished off-the-board in their last prep race.

Give extra consideration to European invaders, to those running from post positions 1-3 and 8-14, those that have won at 1 1/2 mile on the turf, those that last raced within 35 days, those that have a Dosage Index of 3.00 or lower (*You will be provide you with updates to the list as more runners are identified*).


Down grade runners that did NOT compete in Graded / Group I or II races in their last 3 preps.

Keep in mind that at least 1 foreign-based horse has been in the Trifecta in each of the last 25 years including 18 winners!

**Remember that Euro trainers Aiden O'Brien has won 5 of the last 13 editions and Charlie Appleby won 2 of last 3 editions of this race!**

Odds-on favorites are only 3 for 10 all-time in the Turf including 2015 with Golden Horn (4/5) and Dylan Thomas (4/5) in 2007.

Here are the winners of the Breeders' Cup Challenge races for the **Turf** Division.

			
RACE	COUNTRY	TRACK	WINNER
Gran Premio International Carlos Pellegrini	Argentina	San Isidro	El Encinal (Arg)
Grande Premio Brasil	Brazil	Jockey Club Brasileiro	Obataye (Brz)
Prince of Wales's Stakes	UK	Ascot	Auguste Rodin (Ire)
Takarazuka Kinen	Japan	Hashin Racecourse	Blow the Horn (Jpn)
King George VI & Queen Elizabeth Stakes	UK	Ascot	Goliath (Ger)
Sword Dancer	USA	Saratoga	Far Bridge
Del Mar Handicap	USA	Del Mar	Gold Phoenix (Ire)
Kentucky Turf Cup Stakes	USA	Kentucky Downs	Grand Sonata
Irish Champion Stakes	IRE	Leopards town	Economics (GB)
Qatar Prix de L'Arc de Triomphe	France	Longchamp	Bluestocking (GB)
QIPCO Champion Stakes	UK	Ascot	

Over the past 12 years there have been (8) Breeders' Cup Challenge race winners that won the Turf including each of the last 4 years. They were in 2023, 2022, 2021 (*at Del Mar*), 2020, 2019, 2016, 2014 and 2011.

[BC Mile](#) | [Table of Contents](#) | [BC Distaff](#)



## SPRINT DIVISION

# Breeders' Cup Sprint

3-Year Olds and Up

6 Furlongs - Purse \$2 Million



The Sprint has a purse of \$2 Million and brings together the FASTEST horses in the world! This race is one of the most challenging races to handicap. There are not many TOP Class horses that specialize in running 6 furlongs. The best speed horses are usually racing at 6 1/2 or 7 furlongs.

The Sprint usually attracts a full field of 14 runners. *Last year there were 11, in 2021 only 9 runners and in 2019 we only had 8 entries which was better than in 2016 when only 7 went to the gate.*

Full fields are GREAT for horseplayers because they usually have high pay-outs. This is a race where you want to be playing the Trifecta and Superfecta wagers!

*Middle distance runners tend to do very well in the Sprint as opposed to those that specialize in 6 furlong races.*

**Prep races** that have produced the most winners in the BC Sprint are: SA Sprint Championship (8), Forego (4), Phoenix (4), KY Cup Sprint (2), Vosburgh (7) and the Pat O'Brien (2).

Last year **Elite Power** came into the race having run 2<sup>nd</sup> in the Forego.

Last year Elite Power became just the 3<sup>rd</sup> runner to win back-to-back editions of the Sprint. The others were Roy H (2018-2017) and Midnight Lute (2007-2008).

## Winning Profile:

- ☑ Favorites have won only 9 of 40 (22%). Long-shots (odds of 10-1 or more) have won over 24% of the Sprints!
- ☑ In 7 of the last 15 years the Favorite has finished **out-of-the-money!**
- ☑ One of the Top 3 favorites have won 23 of 40 (57%).
- ☑ A Filly or Mare has won the Sprint 3 times and placed 7 times!
- ☑ ALL but 2 Sprint winners had won at 6 furlongs and all but 4 had earned a Stakes win in the current year.
- ☑ ONLY 1 European horse has won (*most European horses do not race at 6F on the dirt*).
- ☑ There have been only 6 wire-to-wire winners (15%). Early pressers and closers have fared very well in the Sprint. There have been 11 winners (27%) who closed from the back of the pack!
- ☑ Geldings have won 13 times (32%).
- ☑ 17 winners (42%) had been cutting back in distance from 6 1/2 or 7 furlongs. (*last year Elite Power was cutting back from 7F*)
- ☑ Fresh horses have done very well in the Sprint. Winners have come back from layoffs of 84, 76, 70, 56, 62, 35 days.
- ☑ ONLY 5 Sprint winners had their final prep within 3 weeks prior to Breeder's Cup day.
- ☑ 18 Sprint winners (45%) came in off a loss but only two (*Whitmore in 2020 and Midnight Lute in 2008*) had come in with less than a 2nd place showing since 1990.

- ✔ 10 of last 16 Sprint winners won their final prep race.
- ✔ Down grade from win considerations any horse that **has not won** a Graded Stakes in the same year. EVERY Sprint winner but 4 (*Aloha West in 2021, Secret Circle in 2013, Dancing in Silks in 2009, Midnight Lute in 2008 and 2006 Thor's Echo*) had won a Graded race in the same year!
- ✔ The rail has produced ONLY 3 winners (*Smile in 1986, Thor's Echo 2007 and Big Drama 2010*) in 40 years. The outside post can be an advantage!
- ✔ Mid-pack and closers are the best running style for this race.
- ✔ In 12 of the last 15 years, the winner's margin has been a combined 14 lengths. (*Elite Power last year won by 1 ¼ lengths*)
- ✔ Having a bullet workout is a good sign, especially for layoff horses and if it is 6 furlong or greater it becomes twice as good. (*Elite Power had a Bullet work*)
- ✔ 5 of the last 7 winners of the Sprint attempting to repeat have not had much success (5-0-1-0). *They were 2017 Drefong, 2014 Secret Circle, 2013 Trinniberg, 2012 Amazombie and 2011 Big Drama. (Elite Power last year & Roy H. 2018 were the exception!)*
- ✔ In the **2 Editions at Del Mar** (2012, 2017) the Favorite finished 6<sup>th</sup> each year!
- ✔ There is no age bias in the sprint as 3, 4 and 5-year old and up has their fair share of winners.  
  
*Since 2000 there has only been 3 winners older than 5 – In 2021 Whitmore, in 2018 Roy H. and 2004 it was Speighstown.*
- ✔ At least one California based horse has been part of the Exacta in 27 of the past 33 years. California tracks tend to be more speed bias and the place for speed horses to train.



The Vosburgh prep race is **NOT** where you want to win and then go to the Breeder's Cup Sprint. ONLY 2 Vosburgh winners, (2022 *Elite Power*, 1999 *Artax*), have won the BC Sprint from 26 attempts (.07%). ***Mufasa (Chi) won the Vosburgh this year!***

*In 2021 Following Sea ran 3<sup>rd</sup> after winning the Vosburgh, Firenze ran 3<sup>rd</sup> in 2020, in 2018 Imperial Hint ran 3<sup>rd</sup> after winning the Vosburgh, In 2017 Takaful finished last after winning the Vosburgh, In 2014 Private Zone finished 3<sup>rd</sup> and 10<sup>th</sup> in 2013 in 2012 The Lumber Guy ran 2<sup>nd</sup>. in 2011 it was Giant Ryan who finished next to last, in 2010 Girolamo who won the Vosburgh and was favored in the Sprint and finished next to last! In 2006 it was Henny Hughes who was the favorite and finished dead last!!*

### Recent year's payoffs for the BC Sprint:

Year	Win Payoff	\$2 Exacta	\$1 Trifecta	\$1 Superfecta
2023	5.40	\$16	\$94	\$463
2022	\$13.10	\$392	\$684	\$10,974
<b>2021*</b>	<b>\$24.60</b>	<b>\$99</b>	<b>\$422</b>	<b>\$1,432</b>
2020	\$38.80	\$276	\$1,092	\$29,885
2019	\$5.60	\$16	\$59	\$402
2018	\$7.40	\$41	\$62	\$180
<b>2017*</b>	<b>\$11.80</b>	<b>\$51</b>	<b>\$168</b>	<b>\$1,095</b>
2016	\$9.80	\$30	\$112	\$249
2015	\$5.20	\$24	\$194	\$2,627
2014	\$40.20	\$245	\$1,065	\$19,849
2013	\$7.00	\$100	\$354	\$5,238
2012	\$29.40	\$203	\$2,722	\$54,433

\* - previous Breeders' Cup races held at Del Mar.

As you can see we can get some nice pay-outs in the BC Sprint with the 10-year average \$2 Exacta paying \$119, \$1 Trifecta paying \$395 and the \$1 Superfecta a whopping \$6,675.

To separate the Contenders from the Pretenders start with identifying those that have won or came in 2nd in their last race. **Down grade any of those that have NOT won a Graded Stakes race this year. Eliminate any horse that has not won at 6 furlongs.**

This gives us the Contenders and we next rank them using the other Winning Profile stats.

Give additional consideration to those horses that have run in the Vosburgh (*except for the winner*), SA Sprint Champ., Phoenix, Forego, KY Cup Sprint and the Pat O'Brien.

**Give less Win considerations to the Vosburgh prep race winner, post position No.1, European horses, horses that have not won at the middle distances (6 1/2 furlongs, 7 furlongs or 1 mile), horses that need the lead to win.**


Remember, **California based horses** have been 1st or 2nd in 27 of the last 33 years.

Trainer Bob Baffert owns this Division with 5 winners (2016, 2013, 2008, 2007 and 1992). Give his runners extra consideration.

**The BC Sprint has produced more longshot winners (19) than any other Breeders' Cup race!**

This is a race where we should be making Trifecta and Superfecta wagers because the payoffs are almost always Big!

Here are the winners of the Breeders' Cup Challenge races for the **Sprint** Division.

			
RACE	COUNTRY	TRACK	WINNER
Bing Crosby Stakes	USA	Del Mar	The Chosen Vron
Korea Sprint	Korea	Seoul Racecourse	Remake (Jpn)
Vosburgh Stakes	USA	Belmont at Aqueduct	Mufasa (Chi)
Stoll Keenon Ogden Phoenix Stakes	USA	Keeneland	Federal Judge

Over the past 10 years there have been (5) Breeders' Cup Challenge race winners that won the Sprint. They weresa in 2019, 2018, 2017 (*at Del Mar*), 2015 and 2014.

[BC Juvenile](#) | [Table of Contents](#) | [BC Filly & Mare Turf](#)



DISTAFF DIVISION

## Breeders' Cup Distaff

**Fillies & Mares 3-Year Old and Up**

**1 1/8 Mile - Purse \$2 Million**



The Distaff race carries a Purse of \$2 Million! The Distaff winner has been named Champion of the Year 27 times in 40 years!

The Distaff usually draws the smallest field of all the Breeders Cup races, averaging only 8.5 runners. A full field of 14 horses has only gone to post three times in 40 years.

So it is no wonder that favorites tend to do very well in this race.

With the increase in purse money, we should start seeing this trend change to fuller fields, which should lead to fewer favorites winning. Last year we had a field of 9 runners after 2 scratches, ,in 2022 8 runners, in 2021 11 runners, in 2020 there were 10 and in 2019 there were 11.

When we do get a full field the favorite usually does not win. In 2021 the favorite **Letruska** finished next to last in a field of 11 as the Japanese import **Marche Lorraine (Jpn)** upset the field at 50-1! In 2019 with a field of 11 the favorite ran 2<sup>nd</sup>, in 2015 at Keeneland the favorite finished 11<sup>th</sup> of 14 runners. In 2006 we got a full field and the favorite did not finish the race. The winner went off at 14-1.

In 2013 the favorite, Royal Delta, ran 4<sup>th</sup> after winning back-to-back editions of this race as the favorite in both years. In 2009 the favorite finished last with the 8-1 Life Is Sweet winning!



## Winning Profile:



Favorites have won this race 17 times in 40 years (43%) and also came in 2nd 5-times and 3rd 2-times. The favorite won 15 of the first 17 years and the 2nd and 3<sup>rd</sup> favorites won the other two times! Up until 2000, only 1 winner had odds of 5-1 or more. More than any other Breeders Cup race, favorites excel in the Distaff.

## Until recent years!

Long-shots have won 10 of the last 24 editions. In 2022 Marche Lorraine (Jpn) won at 50-1. In 2019 Blue Prize (Arg) won at (9-1) odds - 2015 Stopchargingmaria won at 7-1 for trainer Todd Pletcher - 2010 it was Unrivalled Belle at 7-1 and in 2009 it was Life is Sweet at 8-1. In 2006 it was Round Pond at 14-1, the previous year it was Pleasant Home at 30-1, in 2003 it was Adoration at 40-1, in 2001 it was Unbridled Elaine at 12-1 and in 2000 it was Spain at 55-1!

## Do we now have a new trend in the Distaff?

Maybe, maybe not! The field size is the key. *(last year the Favorite won).*



15 of the last 17 Distaff winners were all single digit odds.

The prep races that have produced the most Distaff winners are the Spinster S. (13), Beldame S. (9), Zenyatta S. (8) and the Cotillion (3).



Second favorites have won or placed in 17 of 40 (44%) years the Distaff has been run.



**NO European based horse has won the Distaff and NONE will this year either!** *However, in 2021 the invader from Japan won at 50-1 odds!*



There have been 11 3-year old winners (28%). But usually it is a 4-year old. *(only 4 of those 11 were making their 1<sup>st</sup> start against older horses)!*



30 of 40 (75%) Trifectas have had at least one 3-year old. *(note: 10 of last 15 Exactas also had a 3-yearold).*



Over raced horses do not run well in the Distaff. The winner usually has raced in

the range of 6-9 times in the current year. Horses that have raced 10 or more times in the current year should not be considered for top honors.

☑ 38 of 40 (95%) winners ran a sharp last race. That is, was in-the-money or within 4 lengths of the winner.

☑ 31 of 40 (77%) Distaff winners had won at least (3) Graded Stakes prior to the Breeder's Cup.

☑ Most winners ran in one of the Distaff prep races within the previous 35 days (31 of 40, 77%). You should not use a horse on Top that has not raced in the past 35 days. The exception would be the runners coming out of the Cotillion or a trainer that excels at bringing horses back from long layoffs to win.

☑ 9 of the last 15 Editions Trifecta has had at least 1 horse that ran in the Cotillion and (2) of them had two Cotillion runners!

☑ Having won at the distance is a major factor in the Distaff winning profile. There are many Stakes races at 9 furlongs available for the entered horses to have run in and won!

☑ Recent workouts are not important for those that ran in a recent prep. The winner usually shows average workout times with NO bullets. Bullet workouts are required if you want to consider a horse that has NOT raced in the past 35 days.

☑ Horses that ran their BEST ever Beyer or BRIS speed rating in their last race, is a BIG negative! If this is the case with the Favorite, you can eliminate her as your Top pick. In 2022 Search Results finished 6<sup>th</sup> after earning career best Beyer (104) in last race, the same in 2021 for Private Mission who finished last after having earned a career best Beyer (96) in previous race. In 2000 Riboletta at 2/5 odds finished out-of-the-money after earning a career high Beyer of 115 in her final prep. The same happened to Sightseek in 2003 at odds of 1/2.

☑ Early speed and those that can press the early speed has proven to be the best running style in the Distaff. Closers do not fare well in this race. Only 10 Distaff winners came from the back of the pack. (*In 2021 Marche Lorraine (Jpn) won from near the back*) (*last wire-to-wire winner was in 2012 with Royal Delta*)

☑ In the last 11 Distaff's Only 3 pace setters were able to hang on for a piece of the

Trifecta. (last year Randomized 2<sup>nd</sup>, Serengeti Empress 3<sup>rd</sup> in 2019 - Songbird Won in 2016)

### Recent year's payoffs for the BC Distaff:

Year	Win Payoff	\$2 Exacta	\$1 Trifecta	\$1 Superfecta
2023	\$5.60	\$41	\$149	\$690
2022	\$7.76	\$111	\$283	\$909
<b>2021*</b>	<b>\$101.80</b>	<b>\$1,026</b>	<b>\$4,010</b>	<b>\$22,455</b>
2020	\$4.00	\$42	\$262	\$1,790
2019	\$19.80	\$42	\$262	\$2,171
2018	\$5.60	\$37	\$90	\$372
<b>2017*</b>	<b>\$9.40</b>	<b>\$46</b>	<b>\$147</b>	<b>\$370</b>
2016	\$8.60	\$25	\$80	\$174
2015	\$16.00	\$155	\$709	\$4,624
2014	\$5.20	\$27	\$75	\$608
2013	\$7.60	\$42	\$88	\$220
2012	\$5.40	\$30	\$110	\$629

*\* Denotes years that the Breeders' Cup were held at Del Mar.*

As you can see the pay-outs in the BC Distaff are not as high as in other BC races, (except for 2021), with the 10- year average \$2 Exacta paying \$155, \$1 Trifecta paying \$607 and the \$1 Superfecta \$4,226. (the huge upset in 2021 has skewed the averages)

First we need to separate the [Contenders from the Pretenders](#). First identify those that had a SHARP last race (*in-the-money or within 4 lengths of the winner*). Next identify those that ran in a Prep Race within the past 35 days and those that ran in the **Spinister , Beldame, Cotillion or the Zenyatta** preps.

Identify those that have won a prep race at the same distance as the Distaff (1 1/8 mile).

**NOTE:** trainer Bill Mott has won 3 of the last 14 editions of the Distaff along with 2 runner up finishes.

Give advantage to any runner that is a 3 or 4-year old. **Older horses are at a disadvantage (unless you are *Monomoy Girl* who came in off a 10 race win streak) .**


**Eliminate any European runners.** *But be aware of any Japanese imports!*

Now you have identified the Contenders and only need to rank them using the other **Proven Winning Profile** stats.

Remember there is an 55% chance that the winner will be either the Favorite or 2<sup>nd</sup> Favorite and that 16 of the last 17 Distaff winners were all single digit odds!

*Down grade any horse that earned their highest ever Beyer speed rating last out as a Win selection.* They may finish 2nd, 3rd or 4th but usually NOT to Win.

Here are the winners of the Breeders' Cup Challenge races for the **Distaff** Division.

			
RACE	COUNTRY	TRACK	WINNER
Gran Premio Criadores	Argentina	Palermo Racecourse	Che Evasora (Arg)
Ogden Phipps Handicap	USA	Saratoga	Randomized
Clement L. Hirsch Stakes	USA	Del Mar	Adare Manor
Spinster Stakes	USA	Keeneland	Idiomatic

Over the past 11 years there have been (4) Breeders' Cup Challenge race winners that won the Distaff. They were in 2019 (*at Santa Anita*), 2017, 2013 (*at Santa Anita*) and 2012 (*at Santa Anita*).

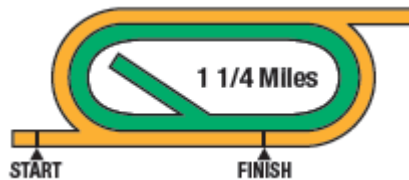
[BC Turf](#) | [Table of Contents](#) | [BC Classic](#)



## Breeders' Cup Classic

3-Year Olds and Up

1 1/4 Miles - Purse \$6 Million



With the BIG purse of the now \$7 Million the Classic is the main event on the card and has featured some wild and crazy results!

Last year White Abarrio won the Classic as the Favorite just holding off the Japanese runner Derma Sotogake (Jpn) (26-1) by 1 length.

The most recent edition at Del Mar in 2021 Knicks Go won and went on the win the Eclipse Award for "Older Male" and gave trainer Brad Cox his first win in the Classic Division.

This year's Edition is looking to be wide-open as there are no standouts in the older males Division and the Japanese will have runners again this year as well as a European showing up!

### Winning Profile:



Every Classic winner but 6 (*White Abarrio, Flightline, Gun Runner, Arrogate, American Pharoah & Invasor*) has raced within the past 50 days with most winners having started within the past 30 days. Horses that have not raced since August are 3 for 36! To be a Contender the horse should show a race in September or October.

☑ The prep races that have produced the most Classic winners are: Jockey Club Gold Cup (8), Awesome Again / California Cup S. (7) and the Woodward S. (3).

☑ Most Classic winners have had a 6-week summer vacation.

☑ ONLY 1 Filly or Mare has won the Classic. It was Zenyatta in 2009.

☑ Every Classic winner BUT 3 (*Raven's Pass* in 2008, *Zenyatta* in 2009 and *Knicks Go* 2021) had previously raced at 1 ¼ Mile.

☑ 31 of 40 Classic winners (77%) had won a Grade 1 or Group 1 Stakes at a distance of at least 1 1/8 mile in at least 1 of its' last 3 races. This has also been true for 28 of 40 Classic Place horses (70%)!

☑ Only 12 post time favorites have won the Classic (30%). Only 10 winners have paid less than \$10 with the highest at \$268 (*Arcangues*-1993).

☑ Only 5 favorites have Won in last 16 years along with 3 running 2nd.


☑ 11 favorites have come in 2nd.


☑ 2021 the last time it was held at Del Mar the favorite *Essential Quality* ran 3rd as the third favorite *Knicks Go* (3-1) won!


☑ There has been ONLY 8 wire-to-wire winners. They were *Knicks Go* (2021 – *at Del Mar*), *Authentic* (2020), *Gun Runner* (2017 – *at Del Mar*), *American Pharoah* (2015), *Bayern* (2014), *Fort Larned* (2012) and *Ghostzapper* (2004). (*3 of them trained by Bob Baffert*).

☑ 11 of last 12 winners were all within 2 lengths of the lead or on the lead after the opening ½ Mile!


☑ The average beaten lengths after 1/2 mile is 3.

 The preferred running style is that of a Stalker or Rally horse that can stay reasonable close to the leaders at mid-race. *Deep closers do not do well in this race.*


 Only 2 horses have been able to win from the rail (*Skip Away-1997 & Ghostzapper-2004*).

 15 Classic winners came into the race off a defeat. 25 winners came in off a win (62%). (*last year White Abarrio had won*)

 23 (57%) of 40 Place finishers had won their last dirt race.


 17 of 40 (42%) Classic winners won their last 2 dirt races.


 26 of 40 (65%) winners had finished NO worse than 2nd in their last 3 races.


 22 of 40 (55%) Place horses finished NO worse than 2nd in their last 3 races.


 35 of 39 (90%) winners had a current year racing campaign of 4-10 races.


 39 of 40 (97%) winners had a Sharp last race (*in-the-money or within 4 lengths of the winner*).

 36 of 40 (90%) winners had won a Grade 1 race in the current year.

 A win at the distance is not as important as in the other Breeders Cup races.

 Having a stamina workout (greater than 5 furlongs) is a good sign and if there is a bullet workout with it, it is a double good sign.

 Age is not a factor as the Classic has been won by 3, 4 and 5 year olds. (*No horse older than 5 has ever won and (13) 3-yearolds have won*).

 No Gelding has ever won the Classic!

☑ Europeans have won the Classic twice with Raven's Pass (\$29.00) in 2008 and Arcangues (\$269) in 1993 but they have been in-the-money 9 times. So don't discount the Euros for the exotic wagers.

☑ Only 7 winners were coming off a career best Beyer speed rating. All others crashed and burned. Stay away from these. (*unless they are undefeated*)

☑ 18 of the last 31 (58%) Classic winners earned a Beyer speed rating of 110 or higher in 2 of their last 3 races. (*last year White Abarrio had earned a 110 in his most recent race*)

☑ 14 of the last 31 (45%) Place horses had earned a Beyer rating of 110 or higher in 2 of their last 3 races.

☑ 30 of 40 (75%), including the last 12, Classic winners bloodlines had the X-Chromosome (*Large heart trait*) of **War Admiral** or **Mahmoud** in the correct position for passing it on. This is also a major factor for winning the Kentucky Derby!

☑ 16 of 40 (40%) Classic winners had the **Non-Phalaris** bloodlines on one side (sire or broodmare sire).

☑ 21 of 40 (52%) Classic winners had the Sire Line of **Raise A Native** (67%) or **Northern Dancer** (17%) - Raise A Native Sire Line won 10 of the last 17 and **5 of last 9 Classics** (*Vino Rosso, Accelerate, Gun Runner, Arrogate, American Pharoah*).


☑ 26 of 28 (90%) Travers winners have LOST in the Classic. 5 of them were beaten favorites. (*the Travers winner does not always run in the BC*).


In 2022 the Travers winner Epicenter did not finish the race, in 2021 Essential Quality finished 3rd. Tiz the Law ran 6<sup>th</sup> in 2020, in 2019 Code of Honor ran 7<sup>th</sup>, in 2018 Catholic Boy finished 13<sup>th</sup>, in 2017 Gunnevera ran 6<sup>th</sup>, in 2016 Arrogate won the Classic after setting a track record time in winning the Travers – in 2015 Keen Ice finished 4<sup>th</sup> after winning the Travers - 2014 V.E. Day won the Travers and finished 11th in the Classic. **NOTE: Dornoch won the 2024 Travers**


☑ 14 of the last 25 (56%) Classic Exactas have been comprised of at least 1 3-





year old. *Last year the runner up Derma Sotagake (Jpn)(26-1) was a 3-yearold!*


 14 of 40 (35%) winners had the **Nasrullah** broodmare sire pedigree line. This has also been a proven pedigree in Kentucky Derby winners!

 6 of the last 11 Kentucky Derby winners that ran in that year's Classic have finish out-of-the-money! *Mystic Dan won the 2024 KY Derby!*

 Runners that have finished in-the-money in that year's Kentucky Derby have ONLY won the Classic 8 times (20%).

 There have been 8 (20%) 2nd Place finishers in the Classic that had won at least one leg of the Triple Crown series in the same year.

 Defending Champs in the Classic are (13: 1-1-3) in their repeat tries. The only successful runner was Tiznow in 2000-2001.

 62% (25 of 40) of Classic winners had a 50% or greater winning record in the current year. Last year White Abarrio won 2 of 4 races!

Most have had at least a 30% win record. *Anything less, stay away. They are bad bets for the richest race on the day!*

**Those that have the 4 important pedigree traits are listed below;**

<b><u>Horse</u></b>	<b><u>X-Chromosome</u></b>	<b><u>Non-Phalaris</u></b>	<b><u>Nasrullah Broodmare</u></b>	<b><u>Sire Line</u></b>
<b>Arthur's Ride</b>	Yes+	No	No	Bold Ruler
<b>Catching Freedom</b>	Yes	No	No	Bold Ruler
<b>City of Troy</b>	Yes	No	No	<b>Northern Dancer</b>
<b>Crupi</b>	Yes	No	Yes	<b>Raise A Native</b>

<b>Derma Sotogake (Jpn)</b>	No	No	No	<b>Northern Dancer</b>
<b>Fierceness</b>	Yes+	No	Yes	<b>Raise A Native</b>
<b>First Mission</b>	Yes+	No	No	<b>Raise A Native</b>
<b>Forever Young (Jpn)</b>	Yes+	No	Yes	Turn-To
<b>Facteur Cheval (Ire)</b>	Yes+	No	No	<b>Raise A Native</b>
<b>Highland Falls</b>	No	No	No	<b>Raise A Native</b>
<b>Il Miracolo</b>	Yes+	No	Yes	<b>Raise A Native</b>
<b>Kingsbarn</b>	Yes	No	Yes	Nasrullah
<b>Komorebino Omoide (Jpn)</b>	Yes+	No	No	Bold Ruler
<b>Mixto</b>	Yes+	No	No	<b>Raise A Native</b>
<b>Muth</b>	Yes+	No	Yes	<b>Raise A Native</b>
<b>National Treasure</b>	Yes	No	No	<b>Raise A Native</b>
<b>Newgate</b>	Yes+	No	Yes	<b>Northern Dancer</b>
<b>Next</b>	Yes+	No	No	<b>Northern Dancer</b>
<b>Pyrenees</b>	No	No	No	<b>Northern Dancer</b>
<b>Reincarnate</b>	Yes+	No	No	<b>Raise A Native</b>
<b>Seize the Grey</b>	Yes+	No	No	<b>Raise A Native</b>
<b>Senor Buscador</b>	Yes+	No	No	Bold Ruler

<b>Sierra Leone</b>	Yes+	No	Yes	<b>Raise A Native</b>
<b>Skippy Longstocking</b>	Yes+	No	No	<b>Raise A Native</b>
<b>Subsanador (Arg)</b>	Yes+	No	No	<b>Raise A Native</b>
<b>Tapit Trice</b>	Yes+	No	No	Bold Ruler
<b>Ushba Tesoro (Jpn)</b>	Yes	No	No	Turn-To

+ - denotes multiple bloodlines with the potential of inheriting the “X Chromosome”

**Once Entries are Finalized for the Classic you will receive email with updated pedigree data.**

**Recent years' prices for the BC Classic:**

<b><u>Year</u></b>	<b><u>Win Payoff</u></b>	<b><u>\$2 Exacta</u></b>	<b><u>\$1 Trifecta</u></b>	<b><u>\$1 Superfecta</u></b>
2023	\$7.20	\$179	\$901	\$10,601
2022	\$2.88	\$35	\$83	\$691
<b>2021*</b>	<b>\$8.40</b>	<b>\$65</b>	<b>\$83</b>	<b>\$170</b>
2020	\$10.40	\$45	\$335	\$3,355
2019	\$11.20	\$48	\$197	\$1,213
2018	\$7.40	\$261	\$1,613	\$16,179
<b>2017*</b>	<b>\$6.80</b>	<b>\$34</b>	<b>\$64</b>	<b>\$1,433</b>
2016	\$5.40	\$10	\$75	\$296
2015	\$3.40	\$76	\$161	\$612
2014	\$14.20	\$73	\$1,044	\$3,817
2013	\$10.00	\$73	\$304	\$1,916
2012	\$20.80	\$125	\$307	\$1,763

**\* Denotes years that Breeders' Cup held at Del Mar.**

\*

The 10-year average \$2 Exacta is \$100, the \$1 Trifecta is \$455 and the \$1 Superfecta is \$3,836.

*As you can see, in recent years' the money has been found in the Superfecta wager.*

- To separate the **Contenders from the Pretenders** using the **Proven Winning Profile** you should start with identifying those horses that had a SHARP last out race. i.e. finished in-the-money or within 4 lengths of the winner. Next, identify those that have won a Graded or Group 1 race in those last 3 races that were run at a distance of 1 1/8 Mile or greater.

Next, identify those runners that earned a 110 or higher Beyer in 2 of their last 3 races. Then you will need to look at the pedigree of the horse. We want to know which horses have the "X-Chromosome" trait, those with the Non-Phalaris bloodlines and the Nasrullah broodmare pedigree line.

Give extra consideration to horses that have run in the Jockey Club Gold Cup, California Crown/Awesome Again S. and the Woodward.


Now you have identified the Contenders and every other horse is a Pretender.

You will next use the other **Winning Profile** factors to rank each of the Contenders for structuring you Exacta, and Trifecta, Superfecta and Super The Super High 5 wager is picking the first 5 horses across the finish line.

Remember that the Post Time favorite has finished 1st or 2nd in 23 of 40 (57%) Classics!

We can expect Long-shots to finish 4th and usually 3rd and that is what makes for the high Superfecta pay-outs.

Here are the winners of the Breeders' Cup Challenge races for the **Classic** Division.

			
RACE	COUNTRY	TRACK	WINNER
February Stakes	Japan	Tokyo Racecourse	Peptide Nile (Jpn)
Stephen Foster Stakes	USA	Churchill Downs	Kingsbarn
Haskell Stakes	USA	Monmouth Park	Dornoch
The Whitney	USA	Saratoga	Arthur's Ride
Juddmonte International Stakes	UK	Yorktown	City of Troy
Pacific Classic	USA	Del Mar	Mixto
Jockey Club Gold Cup	USA	Saratoga	Highland Falls
California Crown	USA	Santa Anita	Subsanador (Arg)

Over the past 12 years there have been (9) Breeders' Cup Challenge race winners that won the Classic. They were in 2023, 2022, 2021 (*at Del Mar*), 2020, 2018, 2017 (*at Del Mar*), 2015, 2014, 2013 and 2012.

[BC Distaff](#) | [Table of Contents](#) | [BC Juv. Fillies Turf](#)



## Breeders' Cup Juvenile Fillies Turf

2-Year Olds

1 Mile - Purse \$1 Million



This will be the 17<sup>th</sup> edition of this Division.

The race was given Grade 1 status in 2012 and since then has become a defining part of the year for 2-year old Turf Fillies as most winners go on to accomplish far more.

It usually gets several European fillies to come over to take on the American and Canadian runners and get their share of the \$1 Million purse.

Top U.S. turf trainer Chad Brown has won 6 of these editions including 5 in the last 10 years.

This Division almost always fills to the maximum of 14 runners. The average number over the sixteen years is 13.7. Look for a full field again this year.

This race is a must play for Horseplayers as the \$1 Superfecta has averaged \$7,887 over the last 10 years.

### Winning Profile:



11 of the 16 editions the Exacta included at least 1 runner from the Miss Grillo S. at Belmont / Big A.

✔ Euro invaders have only been able to win 3 of the 16 editions of this race. As well as finishing 2<sup>nd</sup> (7 times), 3<sup>rd</sup> (4 times) and 4<sup>th</sup> (5 times)! Last year they finished 2<sup>nd</sup> and 4<sup>th</sup>

✔ The pacesetter has been able to hold on for part of the Superfecta in 9 of the 16 editions.

✔ Trainer Chad Brown has 6 wins along with 2 2nds in the 16 years.

✔ **No** West Coast based horse or trainer has been able to win this race.

✔ Favorites have ONLY won 4 times – Mediate (Ire) in 2022, Aunt Pearl in 2020, Newspaperofrecord (Ire) in 2018 and Lady Eli in 2014.

✔ The favorite has finished out-of-the Superfecta 7 times in 16 years (44%).

✔ **Only 1** Euro invader *Favorite* has been able to win. They are 8-1-2-1.

✔ The Natalma S. at Woodbine has produced 4 winners.

✔ The Miss Grillo S. at Belmont / Big A has produced 6 winners. (*last year the winner won*)

✔ **ONLY 2** Jessamine S. winners have won this Division! (*last to win was Aunt Pearl in 2020*) (*but 5 did run 3rd*).

✔ 15 of 16 winners' most recent prep race resulted in a Win (11) or 2<sup>nd</sup> (4).

✔ Most winners of this race had previously finished in-the-money in 60+% of their Turf races.

✔ Having a Prep race within 7 weeks is critical in winning this Division. (*10 of 16 winners had a Prep race within 5 weeks*).

✔ The 2 times this race was held at Del Mar BOTH were won by the Americans and the Favorites were off-the-board!



At least 1 Euro invader has finished in the Superfecta in 13 of the 16 years.  
(last year the invaders ran 2nd and 4th)!

### Recent years' prices for the BC Juvenile Fillies Turf:

<u>Year</u>	<u>Win Payoff</u>	<u>\$2 Exacta</u>	<u>\$1 Trifecta</u>	<u>\$1 Superfecta</u>
2023	\$20.20	\$108	\$205	\$4,086
2022	\$6.08	\$51	\$406	\$4,231
<b>2021*</b>	<b>\$21.80</b>	<b>\$394</b>	<b>\$1,756</b>	<b>20,929</b>
2020	\$7.20	\$167	\$833	\$5,062
2019	\$29.60	\$160	\$650	\$2,769
2018	\$3.20	\$32	\$557	\$5,766
<b>2017*</b>	<b>\$8.00</b>	<b>\$107</b>	<b>\$371</b>	<b>\$1,878</b>
2016	\$15.00	\$254	\$2,326	\$27,971
2015	\$14.80	\$81	\$597	\$3,448
2014	\$6.80	\$35	\$66	\$2,736
2013	\$15.80	\$158	\$5,620	\$49,778
2012	\$24.80	\$171	\$3,583	\$39,750

\* Denotes years that Breeders' Cup held at Del Mar.

The 10-year average \$2 Exacta is \$139, the \$1 Trifecta is \$777 and the \$1 Superfecta is a whopping \$7,887.

As you can see, in its brief history the big money has been found in the Trifecta and Superfecta wagers.

- To separate the [Contenders from the Pretenders](#) using the *Proven Winning Profile* you should start with identifying those horses that ran 1<sup>st</sup> or 2<sup>nd</sup> in their most recent race. Those that finished in-the-money in 60+% of their Turf races.

Give extra consideration to horses that have run in the Miss Grillo S. and the Natalma S.

Down grade the Jessamine Stakes winner from win consideration for this race. (only 2



*have won – but 5 did finish 3<sup>rd</sup>!*

Consider the best of the Euro invaders for the Superfecta as there is usually one or two that get a part of it in recent years. If the Favorite is a Euro based runner, **do not** use her for the Win spot!

**Down grade** California based horses from the Win position and give them slight consideration for the other positions.

Now you have identified the Contenders and every other horse is a Pretender.

You will next use the other Winning Profile factors to rank each of the Contenders for structuring you Exacta, and Trifecta, Superfecta wagers.

Remember that the Post Time favorite has ONLY won 4 of the 16 (25%) editions and only finished in-the-money 4 other times!

We can expect the pace setter to hang on for a part in the Superfecta.

Here are the winners of the Breeders' Cup Challenge races for the **Juvenile Fillies Turf** Division.

 <b>CHALLENGE SERIES Juvenile Fillies Turf Division</b>			
RACE	COUNTRY	TRACK	WINNER
William Hill Prestide Stakes	UK	Goodwood	Anshoda (Ire)
Natalma Stakes	Canada	Woodbine	And One More Time
Moyglare Stud Stakes	Ireland	Curragh	Lake Victoria (Ire)
The Miss Grillo	USA	Belmont at Aqueduct	Scythian
Qatar Prix Marcel Boussac	France	Longchamp	Vertical Blue (Ire)
Jessamine Stakes	USA	Keeneland	May Day Ready

Over the past 12 years there have been just (2) Breeders' Cup Challenge race winners that won the Juvenile Fillies Turf. They were in 2023 and 2020.

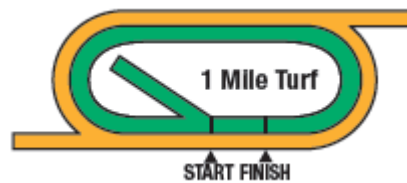
[BC Classic](#) | [Table of Contents](#) | [Juvenile Turf](#)



## Breeders' Cup Juvenile Turf

2-Year Olds

1 Mile - Purse \$1 Million



This will be the 18<sup>th</sup> edition of this Division.

The race was given Grade 1 status in 2011 after having started out as an ungraded race that was upgraded to Grade 2 in 2010. The only winners of this race to go on and achieve greater success has been Modern Games (Ire) (2021) and Oscar Performance (2016) who has since found the winners circle 5 more times in Graded races.

*In 2021 the winner Modern Games (Ire) was NOT part of the mutual pools as he was listed as a Scratch earlier in the day but it was a false report and the track officials screwed up and even though he won you could not bet on him as he could only run for purse money! It was a total disgrace of the Breeders' Cup officials. Morning line odds for Modern Games was (5-1).*

As a result the 2<sup>nd</sup>, 3<sup>rd</sup>, 4<sup>th</sup> and 5<sup>th</sup> place runners were moved to 1<sup>st</sup>, 2<sup>nd</sup>, 3<sup>rd</sup> and 4<sup>th</sup> for wagering payouts! Tiz the Bomb (\$17.60) was made the winner.

European runners have found a lot of success in this race and should have a powerful hand again this year as they will be looking to take down their share of the \$1 Million purse. *(they ran 1<sup>st</sup> and 2<sup>nd</sup> last year as well in the previous year)*

The U.S. based runners disadvantage vs. the Euros could be because a lot of them have been running in dirt races to determine if they would have a shot on the Triple Crown trail. Whereas the Euros are running against the best Turf Juveniles across the pond!

Last year the Euro invaders won the race and took down the Exacta when they came in 2nd as well! Both runners were trained by Adian O'Brien!

This Division almost always fills to the maximum of 14 runners. The average number over the 17 years is 12.5. Last year we had a field of 11 after the Scratch of 4 runners, and we will look for a full field this year.

This race is another must play for Horseplayers as the \$1 Superfecta has averaged \$9,486 over the past 10 years.

### Winning Profile:



Favorites have ONLY won 3 times in 17 years. (*Unquestionable (Ire) (2023), Mendelsohn (2017) and Pounced (2009)*).



Favorites have finished 2<sup>nd</sup> 6 times in 17 years (35%) and 3<sup>rd</sup> 2 times.



Only 2 winners in 17 years paid less than \$10 to win (*Unquestionable (Ire) 2023 - \$5.00 and Pounced 2009 - \$6.80*).



Every winner had a SHARP last race prep finishing 1<sup>st</sup> (9) – 2<sup>nd</sup> (5) or 3<sup>rd</sup> (3).



Euro invaders have dominated this Division with 13 winners in 17 years

*(they also ran 2<sup>nd</sup> (7) – 3<sup>rd</sup> (2) – 4<sup>th</sup> (5) times)*



Only twice did the Euros get shut out of the Superfecta (*2019 at Santa Anita and 2010 at Churchill*).



Top Euro jockey Ryan Moore has won 6 Juvenile Turfs all for Euro trainer Aidan O'Brien.



Frankie Dettori has also won 3 editions – 2 for trainer John Gosden and 1 for trainer Wesley Ward.



William Buick has won 2 of last 6 editions both for trainer Charlie Appleby.

☑ Top U.S. turf trainer Chad Brown got his first win in this Division in 2019 after having gone winless in 11 tries in the previous 8 years! He did get (1) 2nd – (3) 3rds – (1) 4<sup>th</sup> place finishes!

☑ 11 of the 13 Euro winners made their final prep race in their homeland including 10 of their last 10 winners.

☑ Only 1 California based horse has been able to finish in the Exacta! (*it was In 2019 with Billy Batts (55-1)*)

☑ The preferred running style is that of a Closer (*NO wire-to-wire winner*).

☑ The pacesetter has been able to hold on for part of the Trifecta in 5 of the 17 races with (2) 2nds – (2) 3rd. (*last year the pace setter finished 7th*).

☑ (4) of the 17 winners came from 10<sup>th</sup> place or further back (in 2015 Hit It a Bomb (\$16.40) was dead last at the ½ mile pole)!

☑ Key Final Prep races are any race in Europe (12), **Summer S.** (2-wins, 2-2<sup>nd</sup>, 3-3<sup>rd</sup>, 3-4<sup>th</sup>), **Bourbon S.** (2-2<sup>nd</sup>, 3-3<sup>rd</sup>, 4-4<sup>th</sup>), **Pilgrim S.** (3-Win, 2-2<sup>nd</sup>, 3-3<sup>rd</sup>). *The Pilgrim S. winner has won 3 of last 7 editions!*

☑ (6) of the (17) winners exited prep races at the Newmarket Racecourse in England with 4 of them via the Dewhurst S.

☑ Time since last race is not as important in this Division as in others. Winners have come from as much as 68 days since last start and as recently as 30 days. However **most** (13) were coming back in 5 weeks or less!

☑ Post Positions: Inside post are bad (only 4 winner from #1 or #2), Posts 3, 4 and 5 have produced 8 winners, Outside Posts have produced 4 winners! (*last year Unquestionable (Ire) won from Post #8*)

☑ In the 2 editions at Del Mar the Euros won both (2021-2017).

☑ Top Euro trainer Aidan O'Brien has won this Division 6 times (2023, 2017, 2015, 2012, 2011, 2022)



Only 3 New York prepped horse have won this Div. They were Fire At Will in 2020, Structor (2019) and Oscar Performance (2016).

### Recent years' prices for the BC Juvenile Turf:

<u>Year</u>	<u>Win Payoff</u>	<u>\$2 Exacta</u>	<u>\$1 Trifecta</u>	<u>\$1 Superfecta</u>
2023	\$5.00	\$76	\$204	\$1,707
2022	\$13.14	\$28	\$340	\$6,030
<b>2021*</b>	<b>\$17.60</b>	<b>\$93</b>	<b>\$958</b>	<b>\$5,014</b>
2020	\$62.40	\$450	\$2,285	\$27,001
2019	\$12.60	\$518	\$5,984	\$23,597
2018	\$9.00	\$75	\$427	\$7,943
<b>2017*</b>	<b>\$11.60</b>	<b>146</b>	<b>\$603</b>	<b>\$3,206</b>
2016	\$15.20	\$138	\$250	\$5,341
2015	\$16.40	\$83	\$736	\$7,583
2014	\$14.00	\$100	\$846	\$7,443
2013	\$14.00	\$46	\$72	\$1,203
2012	\$20.60	\$125	\$553	\$2,353

\* Denotes years that Breeders' Cup held at Del Mar.

The 10-year average \$2 Exacta is \$197, the \$1 Trifecta is \$1,263 and the \$1 Superfecta is a big \$9,486.

As you can see, in recent years' the money has been found in the Trifecta and Superfecta wager.

To separate the **Contenders from the Pretenders** using the **Proven Winning Profile** you should start with identifying the **Euro invaders** and then the U.S runners that have been racing on the Turf, those horses that had a SHARP last out race. i.e. finished in-the-money (1<sup>st</sup>-2<sup>nd</sup> or 3<sup>rd</sup>).

Give extra consideration to any runners from the barn of **Euro trainers Aidan O'Brien** as he has won this race (6) times and trainer **Charlie Appleby** with 2 wins in last 5 years!

Give extra consideration to U.S. horses that have run in the **Summer S.**, **Dixiana Bourbon** and the **Pilgrim S.**

Most winners are Closers or runners that can come on in the stretch from near back of the pack.

There is a good chance that the **pace setter** will finish in the bottom of the Trifecta or Superfecta!

Stay away from the Favorite as your Top selection (*they can finish in the Superfecta*).

Now you have identified the Contenders and every other horse is a Pretender.

You will next use the other **Winning Profile factors** to rank each of the Contenders for structuring you Exacta, Trifecta and Superfecta.

Remember that the Post Time favorite has ONLY won 4 times in 16 years!


Stay away from inside Post Positions 1 and 2 as your Top choice.

Downgrade runners that need to race on the front end to win.

Do not use any California based horses in the Exacta (*only in Tri & Supr*)!

The **average odds** on the winner in this race over the last 10 years is 8-1.

Here are the winners of the Breeders' Cup Challenge races for the **Juvenile Turf** Division.

 <b>CHALLENGE SERIES Juvenile Turf Division</b>			
RACE	COUNTRY	TRACK	WINNER
Tattersalls Acomb Stakes	UK	Yorktown	The Lion In Winter (Ire)
Champions Juvenile Stakes	Ireland	Leopardstown	Green Impact (Ire)
Summer Stakes	Canada	Woodbine	New Century (GB)
The Pilgrim	USA	Belmont at Aqueduct	Zulu Kingdom (Ire)
Qatar Prix Jean-Luc Lagardere	France	Longchamp	Camile Pissarro (Ire)
Bourbon Stakes	USA	Keeneland	Minaret Station

Over the past 12 years there have been (4) Breeders' Cup Challenge race winner that won the Juvenile Turf. They were in 2023, 2022, 2021 (*at Del Mar*) and 2017.

[BC Juv. Filly Turf](#) | [Table of Contents](#) | [Turf Sprint](#)



## Breeders' Cup Turf Sprint

**3-Year Olds and Up**

**5 Furlongs - Purse \$1 Million**



This will be the 17<sup>th</sup> edition of this Division.

The race this year at Del Mar will be run at 5 Furlongs. The distance of the race changes based on the course layout. It has been held at 3 different distances over the 16 years including 5, 5 ½ and 6 ½ Furlongs.

Pacesetters have had an advantage when the race is held at the 5 and 5 ½ Furlongs distance. However when it is run at a longer distance it can benefit off-the-pace runners!

This has been an exciting and very quick race that attracts a wide array of thoroughbreds from across the country and Europe.

European runners have not found success in this race, until 2020 at Keeneland when they got their first, as they do not hold many races at Sprint distances on Turf for older runners. U.S. based runners do have an advantage in this \$1 Million race.

Belvoir Bay (15-1) in 2019 gave Trainer Peter Miller his third consecutive win in this Division (2017-2019). They were Belvoir Bay (15-1) in 2019 and Stormy Liberal in 2017 & 2018 as he became just the second horse to win this Division twice. The other was Mizdirection (2013, 2012).

This Division usually fills to the maximum of 14 runners. (*In the 2 editions at Del Mar had field of 12 runners in each year.*)

This race is another must play for Horseplayers as the \$1 Superfecta has averaged \$12,384 over the last 10 years.

### Winning Profile:



Favorites do well in this race with (5) Wins and (3) 2nds in 16 years.



(12) of (16) winners had previously shown an affinity for the course.



Do not dismiss Fillies/Mares in this race as they have placed in 5 of the 16 editions with 4 winners (*Glass Slippers in 2020, Belvoir Bay in 2019 and Mizdirection 2013, 2012*).



Most winners (12 of 16) had a Sharp last race prep finishing in-the-money or within 4 lengths of the winner.



12 of 16 winners ran their last race within 6 weeks of Breeders' Cup weekend. (*the 4 that did not were Belvoir Bay (2019), Stormy Liberal (2017 – at Del Mar) and Mizdirection in 2013-2012*)!



Top U.S. Turf trainer Chad Brown has sent (7) runners to this Division with ONLY (1) Win and (0) 2nds – (0) 3rds – (0) 4<sup>th</sup>.



Not a race for the Euro invaders until 2020 when they won, as their previous best was 4<sup>th</sup> once. With this year's race at the shorter 5 Furlongs they may not send any runners (*they did run 3rd last year at Santa Anita*)!



Only 3 foreign-bred horses have won this Division. (*Glass Slippers (GB) (2020), Belvoir Bay (GB) (2019) and Obviously (Ire) (2016)*)



Older horses do well in this Division as 8 of 16 winners have been age 5 or older!



Winners Prep races were: **Woodford S.** (3), **Eddie D H.** (3), **Woodbine Mile** (1), **Nearctic** (1), **Great Lady M** (1), **City of Hope Mile** (1).



**Down grade** 3-year olds as ONLY 6 have been able to hit the Trifecta. (*last year Aesop's Fables (Ire) ran 3rd as a 3-yearold*).



☑ Be careful in using runners whose last race was in a route – they must have shown very fast early fractions and able carry it well (*like Obviously in 2016*) otherwise down grade them.

☑ The two time this race was held at Del Mar – Golden Pal (2021) won as the favorite and in 2017 the Favorite finished 10<sup>th</sup> and the winner paid \$62.40 and the \$1 Superfecta paid \$20,311.

☑ Only 4 wire-to-wire winners (2021 (*at Del Mar*), 2019, 2016 and 2009).

☑ Jockey Joel Rosario has been Hot in this Division – over the last 10 Editions he has (2) Wins, (1) 2nd and (2) 3rds.

☑ In the 2 editions held at Del Mar, California based runners have been found in 3 of the 6 trifecta spots!

☑ Every year there has been at least 1 Double Digit Odds runner in the Superfecta and in 9 years there were 2. *Last year the top 3 finishers were 12-1, 12-1 and 10-1.*

**Recent years' prices for the BC Turf Sprint:**

<u>Year</u>	<u>Win Payout</u>	<u>\$2 Exacta</u>	<u>\$1 Trifecta</u>	<u>\$1 Superfecta</u>
2023	\$26.00	\$230	\$1,016	\$6,945
2022	\$87.78	\$1,762	\$8,168	\$37,183
<b>2021*</b>	<b>\$7.00</b>	<b>\$32</b>	<b>\$295</b>	<b>\$1,990</b>
2020	\$22.40	\$834	\$2,472	\$40,844
2019	\$31.60	\$267	\$2,234	\$17,403
2018	\$16.00	\$65	\$115	\$1,910
<b>2017*</b>	<b>\$62.40</b>	<b>\$555</b>	<b>\$1,320</b>	<b>\$20,311</b>
2016	\$9.60	\$58	\$312	\$9,686
2015	\$33.80	\$243	\$1,053	\$13,235
2014	\$16.40	\$108	\$677	\$9,530
2013	\$7.40	\$86	\$300	\$1,602

2012	\$15.80	\$80	\$360	\$8,843
------	---------	------	-------	---------

- \* Denotes years that Breeders' Cup held at Del Mar.

The 10-year average \$2 Exacta is \$242, the \$1 Trifecta is \$976 and the \$1 Superfecta is a Big \$12,384.

*As you can see, in recent years' the money has been found in the Superfecta wager.*

- To separate the [Contenders from the Pretenders](#) using the **Proven Winning Profile** you should start with identifying those horses that had a SHARP last out race. i.e. finished in-the-money or within 4 lengths of the winner.
- 
- Next, identify those runners that have experience over the Del Mar Turf course and liked it.

Give extra consideration to horses that have run in the Eddie D S., the Woodford and the Nearctic S.

Now you have identified the Contenders and every other horse is a Pretender.

You will next use the other **Winning Profile** factors to rank each of the Contenders for structuring you Exacta, and Trifecta, Superfecta.

Remember that the Post Time favorite has finished 1st or 2nd in 8 of 16 (50%) editions.

Give extra consideration to California based runners when the race is held in CA.


*Remember every year there has been at least 1 Double Digit Odds runner in the Superfecta and in 9 years there were 2!*

**Do not rule out Filly/Mares.**

Downgrade Euro invaders and 3-year old U.S. runners.

It is not unusual for Long-shots to finish in 2 of the 4 slots in the Superfecta wager!

Here are the winners of the Breeders' Cup Challenge races for the **Turf Sprint** Division.

 <b>CHALLENGE SERIES Juvenile Turf Sprint Division</b>			
RACE	COUNTRY	TRACK	WINNER
Norfolk Stakes	UK	Ascot	Shareholder
Sumbe Prix Morny	France	Deauville	Whistlejacket
Futurity Stakes	USA	Belmont at Aqueduct	Mentee

Over the past 11 years there have been NO Breeders' Cup Challenge race winner that won the Turf Sprint.

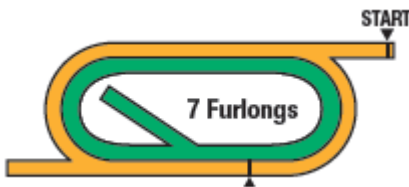
[BC Juv Turf](#) | [Table of Contents](#) | [F&M Sprint](#)



## Breeders' Cup Filly & Mare Sprint

3-Year Olds and Up

7 Furlongs - Purse \$1 Million



This will be the 18<sup>th</sup> edition of this Division.

Only two 3-year olds have ever won this race! (*in 2020 Coyfefe (3/2) & 2018 Shamrock Rose (26-1)*)

This has been an exciting and very quick race that attracts a wide array of thoroughbreds from across the country and Europe.

European runners have not found success in this race as they do not hold many races at Sprint distance for older runners. U.S. based runners do have an advantage in this \$1 Million race.

Goodnight Olive became just the 2<sup>nd</sup> 2-time winner of this Division. The other being Groupie Doll (2013, 2012).

This Division has only filled three times, (2018, 2017 & 2015), to the maximum of 14 runners. The average number of runners is 12 which is a decent size field.

## Winning Profile:

☑ Every Winner but one finished in-the-money in their last race prior to BC Day (9) Wins, (5) 2<sup>nd</sup> and (2) 3<sup>rd</sup> (*you must demand this for your Top pick*).

☑ Only 1 “Runner Up” did NOT finish in-the-money in their last race prior to BC Day: (9) Wins, (5) 2<sup>nd</sup> and (2) 3<sup>rd</sup> (*you must demand this for your Top pick*).

☑ Favorites have been 1<sup>st</sup> (7) and 2<sup>nd</sup> (2) – 53% of the time in the Exacta.

☑ The pacesetter has finished in the Superfecta just 5 times: 0-Wins, 2-2nd, 2-3rd and 1-4th.

☑ There has been at least 1 Double Digit odds runner in ALL but 1 Superfecta and 9 years with 2 Double Digit runners! (*last year the 2<sup>nd</sup> and 3<sup>rd</sup> place runners were double digits*)

☑ There is no BEST style of running for winning this race (*just not a need the lead type of runner*) – Pressers won (8), Midpack runners won (4) and Closers won (5).

☑ **Only 3** winners came from the inside Post Positions (1–3)


☑ Best Post positions are the middle (8) and outside (6) winners.


☑ (12) of (17) winners made their last start within 60 days.

☑ **Only** (6) California based runners have finished in the Top 2 (*in 2021 Ce Ce won & Edgeway ran 2<sup>nd</sup>, Gamine Won in 2020, Finest City Won 2016 with Bellafina (2019) & Switch (2010) running 2nd.*)


☑ Key Prep races are: Thoroughbred Club of America (T.C.A) – (5 Wins), Woodbine Mile (1 win), John C. Mabee (1 Win), Gallant Bloom (1 Win), Rancho Bernardo H. (1 Win), Spinster S. (1), and the Ballerina (4 Win).


☑ 7 of 17 winners most recent Prep race was at the Keeneland Fall meet!

 Only 1 European runner has ever attempted to win this race – it was back in 2008 when Santa Anita track was a synthetic dirt surface (finished 9<sup>th</sup>).

 Avoid 3-year olds as your Top choice (*only 3 won*) – o.k. for underneath on your tickets!

 Only 2 Champs were able to defend her title. It was Goodnight Olive (2022 – 2023) and Groupie Doll in 2012- 13. Defending Champs record is (10: 2-2-1).

 In the 2 times the races were held at Del Mar (2021, 2017) the favorite ran 3<sup>rd</sup> and 7<sup>th</sup>! *The 2017 edition resulted in the highest payouts in the history of this Division: Win - \$135.40, \$2 Exacta - \$2,060, \$1 Trifecta - \$13,854 and the \$1 Superfecta - \$176,369.*

 Beware of any horse being ridden by **Joel Rosario** as he has only been out-of-the-money 2 times in his last 9 races: 7-2-3-1 (*he did not have a mount in 3 of last 4 years*)

**Recent years' prices for the BC Filly & Mare Sprint:**

<u>Year</u>	<u>Win Payout</u>	<u>\$2 Exacta</u>	<u>\$1 Trifecta</u>	<u>\$1 Superfecta</u>
2023	\$4.20	\$71	\$473	\$1,714
2022	\$5.70	\$32	\$116	\$681
<b>2021*</b>	<b>\$14.40</b>	<b>\$111</b>	<b>\$119</b>	<b>\$139</b>
2020	\$4.20	\$16	\$26	\$257
2019	\$5.00	\$21	\$94	\$344
2018	\$53.80	\$720	\$6,121	\$28,056
<b>2017*</b>	<b>\$135.40</b>	<b>\$2,060</b>	<b>\$13,853</b>	<b>\$176,369</b>
2016	\$19.40	\$216	\$1,235	\$8,392
2015	\$22.00	\$179	\$748	\$3,628
2014	\$8.20	\$136	\$1,209	\$8,441
2013	\$8.00	\$58	\$219	\$2,369
2012	\$3.40	\$12	\$43	\$501

**\* Denotes years that Breeders' Cup held at Del Mar.**

The 10-year average \$2 Exacta is \$356, the \$1 Trifecta is \$2,399 and the \$1 Superfecta is a Big \$22,802.

As you can see, in recent years' the money has been found in the **Superfecta** wager.

To separate the **Contenders from the Pretenders** using the **Proven Winning Profile** you should start with identifying those horses that had a SHARP last out race. i.e. finished in- the-money.

Next, identify those that have raced within 60 days.

Give extra consideration to horses that have run in the **Thoroughbred Club of America S.** at Keeneland as well as any race at the Keeneland's Fall Meet.

Now you have identified the **Contenders** and every other horse is a Pretender.

You will next use the other **Winning Profile** factors to rank each of the Contenders for structuring you Exacta, and Trifecta.

**Downgrade** runners in Post # 1-3 for Win considerations.

**Downgrade** the 3-year olds from the Win spot.

Remember that the Post Time favorite has finished 1st or 2nd in 9 of 17 (53%) editions! Be careful with using California based runners!


**Downgrade** the "need the lead" type of runners from the Win spot.

**Downgrade** defending Champs.

**Upgrade** any horse ridden by Joel Rosario!

We can expect Long-shots to finish 4th and usually 3rd and that is what makes for the big Superfecta payouts.

Here are the winners of the Breeders' Cup Challenge races for the **Filly & Mare Sprint** Division.

 <b>CHALLENGE SERIES Filly &amp; Mare Sprint Division</b>			
RACE	COUNTRY	TRACK	WINNER
The Ballerina	USA	Saratoga	Society
Princess Rooney	USA	Gulfstream	Soul of an Angel
Thoroughbred Club of America Stakes	USA	Keeneland	Zeitlos

Over the past 12 years there have been just (3) Breeders' Cup Challenge race winners that won the Filly & Mare Sprint. They were in 2023, 2022 and 2020.

[BC Turf Sprint](#) | [Table of Contents](#) | [BC Dirt Mile](#)



## Breeders' Cup Dirt Mile

**3-Year Olds and Up**

**1 Mile - Purse \$1 Million**



This will be the 18<sup>th</sup> edition of this Division.

When the Breeders' Cup is held at Del Mar the Dirt Mile is a **two-turn** race. This differs from Churchill Downs where it is a one-turn race.

Only three 3-year old has ever won this race (*Life is Good 2021, Spun to Run 2019 & Battle of Midway 2017*)!

This race has always been an interesting handicapping puzzle for Horseplayers and provides us with some nice payoffs to cash in on!

Only 5 European (2023, 2019, 2015, 2009) runners have attempted this race with little success. A 4<sup>th</sup> in 2009, 9<sup>th</sup> in 2019 and last in 2015 and 2023! Two were trained by Aidan O'Brien.

In 2021 2 Japanese invaders attempted the Dirt Mile with no success as they finished last and next to last!

One South American runner has tried this Division and finished 4<sup>th</sup> in 2014.

In 2019 the Korean shipper Blue Chipper (16-1) ran 3<sup>rd</sup>.

Distance / Route experienced runners are in this race because they are not good enough to go in the \$6 Million Classic yet still have an opportunity to take down a \$1 Million purse.

The confirmed Sprint runners are in here because they want to show that they can successfully race at a longer distance but find out that they are no competition for the cut back Route horses!

The result is very fast early fractions being set which will advantage those horses that are cutting back in distance. The fast Sprinters usually fade because they cannot carry their speed that far!


In 2022, Cody's Wish won as the favorite as he was 5 for 5 at the 1 Mile distance! He defended his title successfully last year.

Goldencents (2014, 2013) the first 2-time winner in the Dirt Mile and became the first Favorite to win this Division in 2014.


This Division has only filled 3-times, (2020, 2010, 2008), to the maximum of 12 runners . The average number of runners is 10 which is still a decent size field.


This race is another must play for Horseplayers as the \$1 Superfecta average is \$2,605 over the last 10 years.


### Winning Profile:


 Only 6 Favorites have won this race. (2023, 2022, 2021, 2020, 2015, 2014)


*Other than those 6 wins, the favorite has only been in the Trifecta 2 times (2019 & 2007)*


 14 of 17 (82%) winners' final Prep race has been a Sharp one, finishing in-the-money. (6-wins, 5-2<sup>nd</sup>, 4-3<sup>rd</sup>)


 Only 1 winner finished worse than 4<sup>th</sup> in their final Prep race. (2012 – Tapizar ran 6<sup>th</sup>)

 All winners but 1 was proven route runners cutting back in distance (*having a last race Sprint is O.K.*)

 Only 3 winners were coming back from greater than a 6 week layoff! (2022, 2018 and 2015).

 Prep races to produce the most winners are: Kelso H. (3), Woodward S. (2), Goodwood S. (2), Santa Anita Sprint Champ. (2-only Goldencents), KY Cup Classic S. (1), Forego S. (2), Oklahoma Derby (1) and the Indiana Derby (1).

 The only Exacta runners that ran in a Sprint race last out prior to the Dirt Mile was Cody's Wish (2023 & 2022), Ginobili (2021), City of Lights (2018), Goldencents (2014, 2013) and Rebellion (GB) (2008).

 Do **not** use confirmed Sprint runners in your Exacta (*win or place*)!



☑ The style of runner for winning this race is that of a Presser or Stalker that is experienced at route distances.

☑ Stay away from trainer Bob Baffert runners as they are usually over bet and do not finish well (9-0-1-1).

☑ In the 2 Editions (2021 & 2017) held at Del Mar the Favorite won in 2021 and finished 8<sup>th</sup> in 2017.

☑ Look for the winner's odds to be around 4-1 to 5-1 range.

☑ The Post time Favorite has been out of the Superfecta in 5 of the 17 years.

☑ The Post time Favorite has been out of the Trifecta in 9 of the 17 years.

☑ 3-year olds have comprised 1/3<sup>rd</sup> of the Trifecta over the history of this Div. (*last year National Treasure ran 2nd as a 3-yearold*)

☑ The best Post Positions has been the Inside or Outside as they have produced 12 of the 17 winners. (*at Del Mar (2021, 2017) the winner came from posts #5 and #9*)

☑ In 13 of the 17 years the Superfecta included at least 1 Double Digit Odds horse. (*last year 12-1 running 3rd*)

☑ In 7 of the 17 years the Superfecta included at least 2 Double Digit Odds horses.

**Recent years' prices for the BC Dirt Mile:**

<u>Year</u>	<u>Win Payout</u>	<u>\$2 Exacta</u>	<u>\$1 Trifecta</u>	<u>\$1 Superfecta</u>
2023	\$3.60	\$14	\$204	\$1,708
2022	\$6.32	\$26	\$199	\$805
<i>2021*</i>	<i>\$3.40</i>	<i>\$12</i>	<i>\$67</i>	<i>\$244</i>

2020	\$5.60	\$219	\$1,232	\$7,298
2019	\$20.20	\$55	\$353	\$5,705
2018	\$7.20	\$44	\$244	\$916
<b>2017*</b>	<b>\$30.40</b>	<b>\$164</b>	<b>\$740</b>	<b>\$2,858</b>
2016	\$25.80	\$100	\$1,067	\$2,639
2015	\$3.00	\$12	\$20	\$77
2014	\$3.40	\$14	\$36	\$329
2013	\$9.60	\$69	\$222	\$834
2012	\$32.60	\$245	\$1,951	\$12,476

\* *Denotes years that Breeders' Cup held at Del Mar.*

The 10-year average \$2 Exacta is \$65, the \$1 Trifecta is \$403 and the \$1 Superfecta is a very good \$2,605.

*As you can see, in recent years' the money has been found in the Superfecta wagers.*

\* To separate the **Contenders from the Pretenders** using the **Proven Winning Profile** you should start with identifying those horses that had a SHARP last out race - finished in- the-money (*1<sup>st</sup>, 2<sup>nd</sup> or 3<sup>rd</sup>*).

\*

\* Next, identify those that are Route / Distance runners and are cutting back in distance today.

Next, identify those runners whose racing style is that of a Presser or Stalker (*you can use the Bris Past Performances to find running styles*).

Give extra consideration to horses that have run in the Kelso H., Woodward S., Goodwood S. and the Santa Anita Sprint Championship S.

Now you have identified the Contenders and every other horse is a Pretender.

You will next use the other **Winning Profile** factors to rank each of the Contenders for structuring you Exacta, and Trifecta, Superfecta.


Remember that the Post Time favorite has ONLY won 6-times and usually finishes out-of- the-money!

**Downgrade** confirmed Sprint runners (*1 may hold on for 3<sup>rd</sup> or 4<sup>th</sup>*).

**Downgrade** trainer Bob Baffert runners from the Win position.

We can expect Long-shots to finish in at least 1 spot if not 2 in the Superfecta.

Here are the winners of the Breeders' Cup Challenge races for the **Dirt Mile** Division.

			
RACE	COUNTRY	TRACK	WINNER
Metropolitan Handicap	USA	Saratoga	National Treasure
Pat O'Brien Stakes	USA	Del Mar	Raging Torrent
Korea Cup	USA	Seoul Racecourse	Crown Pride (Jpn)
Ack Ack Stakes	USA	Churchill Downs	Three Technique

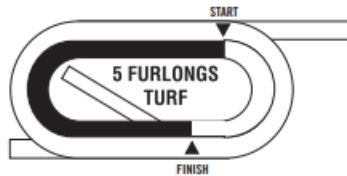
Over the past 12 years there have been just (1) Breeders' Cup Challenge race winner that won the Dirt Mile. It was in 2014.

[BC F&M Sprint](#) | [Table of Contents](#) | [BC Juv. Turf Sprint](#)



## Breeders' Cup Juvenile Turf Sprint

**2-Year Olds**  
**5 Furlongs – Purse \$1 Million**



This Division of the Breeders' Cup is the youngest of the 14 Divisions with just 6 occurrences. 2023 will be the 6<sup>th</sup> Edition of Juveniles sprinting on the Turf.

More history is needed to develop a "Proven Winning Profile".

This is what we know so far.

- Trainer Wesley Ward has 3 of the 6 editions (2021 *(at Del Mar)*, 2020, 2019).
- Jockey Irad Ortiz, Jr. has ridden all 3 winners for trainer Ward.
- 5 of 6 winners won their previous race
- Euro invaders have comprised at least 1 spot of the Trifecta in 5 of 6 years. *(last year they ran 1<sup>st</sup> - 2<sup>nd</sup> - 3<sup>rd</sup>)*
- 4 of 6 Editions were won in wire-to-wire fashion.
- Closers have won (1) and finished 2<sup>nd</sup> (5) times in the 6 years.
- A horse exiting the Indian Summer S. at Keeneland has been in the Exacta in 3 of 6 years and in the Trifecta in 5 of 6 years.
- Favorites have won 2 of the 6 Editions. *(when they don't win they are completely out-of-the-money)*



Each of the Trifectas have been comprised of at least (2) Double digit odds horses. *(last year the odds were 3-1, 23-1, 25-1 in the Trifecta)*



3 of the 6 Superfectas have been comprised of (3) Double digit odds horses.

**Recent years' prices for the BC Juvenile Turf Sprint:**

<u>Year</u>	<u>Win Payoff</u>	<u>\$2 Exacta</u>	<u>\$1 Trifecta</u>	<u>\$1 Superfecta</u>
2023	\$8.40	\$170	\$1,378	\$6,835
2022	\$15.84	\$133	\$740	\$3,190
<b>2021*</b>	<b>\$12.40</b>	<b>\$135</b>	<b>\$844</b>	<b>\$7,403</b>
2020	\$3.60	\$34	\$292	\$2,817
2019	\$5.00	\$46	\$207	\$802
2018	\$10.60	\$239	\$1,452	\$25,489

\* Denotes years that Breeders' Cup held at Del Mar.

The 5-year average \$2 Exacta is \$104, the \$1 Trifecta is \$693 and the \$1 Superfecta is a very good \$4,209.

As you can see, in recent years' the money has been found in the Superfecta wagers.

\* To separate the [Contenders from the Pretenders](#) using the limited *Proven Winning Profile* you should start with identifying those horses that WON last out race.

Next, identify those runners whose racing style is that of a Pace Setter that can win wire-to-wire.


Give extra consideration to horses that have run in the Indian Summer S. at Keeneland and the Euro Invaders.

Now you have identified the Contenders based on the limited 6 year history of this race.

Remember that multiple Double Digit Odds horses are always found in the Trifecta and Superfecta!


Take a close look at the Favorite as they have won 2 of the 6 years!

Here are the winners of the Breeders' Cup Challenge races for the **Juvenile Turf Sprint** Division.

 <b>CHALLENGE SERIES Juvenile Turf Sprint Division</b>			
RACE	COUNTRY	TRACK	WINNER
Norfolk Stakes	UK	Ascot	Shareholder
Sumbe Prix Morny	France	Deauville	Whistlejacket
Futurity Stakes	USA	Belmont at Aqueduct	Mentee

In the short 6 year history there have been just (1) Breeders' Cup Challenge race winner that won the Juvenile Turf Sprint. It was in 2019.

[BC Dirt Mile](#) | [Table of Contents](#) | [Wagering Strategy](#)



## Wagering Strategy



With a prevalence of elite racing talent assembled every year, one of the most exciting elements of the Breeders' Cup from a fan's and Horseplayer's perspective is watching and cashing in on the inevitable longshots that win and make up the Superfecta!

The Breeders' Cup is a **fantastic** opportunity to cash some large tickets in the Exacta, Trifecta, Superfecta not to mention the Pick3, Pick4 and Ultra Pick 6 bets.

There are more uninformed, once a year, betters playing this weekend than any of the other more than 50,000 horse races run each year!!

With over \$150 Million dollars wagered on Breeders' Cup days, it is critical that you have a plan on how you will make your selections and how you will structure your bets.

Will you be making Exacta, Trifecta, Superfecta, Pick 3, Pick 4, Ultra Pick 6 or Daily Double wagers?

They are ALL available on each race.

I do not advise investing a lot of your time and money on the Ultra Pick 6, even though if you did get lucky and hit it, you would be rich. Most years no one picks all 6 winners on the same ticket and so the payoffs go to consolation tickets. Seven years ago no one picked all 6 and the \$4.5 Million pool was paid to those that had picked 5 of the 6 winners. The pay-out was a very nice \$94,424. That translates to approximately 40 winning tickets!

In 2019 at Santa Anita, the \$1 Pick 6 wager paid \$55,668 to 70 winning tickets!

In 2021 at Del Mar with a \$360,779 carryover from Day 1, the \$1 Pick 6 Jackpot paid out \$513,085 with just 4 winning tickets. Of course you needed to have the 50-1 upset winner in the Distaff Division!

There are several large conglomerates that pool their money together to wager big time into this pool and even they can't hit! They will invest \$10,000 or more on betting slips. If they can't pick all 6 winners, how are you going to hit?

In 2010 the Ultra Pick 6 on Saturday had a carryover from Friday's Ladies Day which resulted in a \$4 Million plus pool! There were 5 winning Pick 6 tickets with each paying a whopping \$800,160!

**Those 5 winning tickets cost \$576, \$1,800, \$2,160, \$4,224 and \$54,448 respectfully!**

As you can see there was 1 LUCKY person that only had to invest \$576 the others were basically from \$2,000 - \$4,000 along with one conglomerate that invested over \$54,000. This should give you a feel for what your chances are for hitting the Ultra Pick 6 with a \$25, \$50 or even a \$100 wager!

You will only hit it by getting lucky, which has been done before. So if you want to invest \$20 in a Pick 6 ticket, go for it. But I would not invest any more than \$150. *Another way to play the Ultra Pick 6 is to start your own group of friends/investors. You could get 5 of your best friends together and each pick 1 of the 6 races and select 2 runners in the race. The \$1 wager will cost \$64 or \$10.67 each to participate and dream about hitting the \$4 Million pool! (if you use 3 horses in each leg it will cost \$729 or \$121.50 each player).*

**NOTE:** New in 2015 at the Breeders' Cup the minimum wager amount on the Pick 6 was **reduced** from \$2 to \$1. This was great news for the Horseplayer as our ticket cost had been reduced by 50% ... it is now more cost effective for the little guy to get in on this difficult to hit wager!

In 2015 with the lower wager amount the Ultra Pick 6 paid \$47,212 for the new \$1 wager.

In 2 of the last 19 years there were SINGLE winners in the Ultra Pick 6 paying out \$3.1 Million and \$2.7 Million! In 2006 there were 2 winners each getting \$1,450,707.

Watch out for another BIG hit this year in the Ultra Pick 6!!!

**NOTE:** If you feel that 3 of the 6 races will be won by the Favorite you can then use multiple runners in each of the other 3 legs of the Pick 6 without spending a fortune. Example of ticket cost for a **\$1 wager below:**

Number of Runners in Each Leg						
Leg1	Leg2	Leg3	Leg4	Leg5	Leg6	Cost
1	1	1	3	3	4	\$36
1	1	1	3	3	5	\$45
1	1	1	3	4	4	\$48
1	1	1	4	4	4	\$64
1	1	1	3	5	5	\$60
1	1	1	4	5	5	\$80
2	2	2	3	2	2	\$64



*2013 was a perfect example on how you could have cashed-in on the \$47,516 payoff in the Ultra Pick 6 on a small ticket. Two of the six winners were repeat winners from the previous year along with (2) Bob Baffert winners, a Euro invader on turf and the 2<sup>nd</sup> favorite in the Classic!*

The larger fields become more difficult to handicap if you want to play the Trifecta and Superfecta because there are so many horses. With large fields, there can be **traffic problems**.

With the huge wagering pools, ONLY the Breeders' Cup offers the potential to cash a monster payoff.

During the past 10 years the \$2 Exacta has averaged \$197, the \$1 Trifecta \$1,041 and the \$1 Superfecta averaged \$10,520. Not bad, right?

To help you pick and choose which races and types of wagers to bet, review the following:

With respect to Win bet payoffs of the 14 Divisions in the past 10 years:

- Turf Sprint had 5 greater than \$20 and 2 less than \$10;
- Juvenile Fillies had 3 that paid more than \$20 and 3 paid less than \$10;
- The Juvenile had 4 that paid more than \$20 and 3 that were less than \$10;
- Filly & Mare Turf had 3 pay more than \$20 with 2 that were less than \$10;
- Sprint had 3 greater than \$20 and 5 less than \$10;
- Dirt Mile had 3 that paid more than \$20 with 7 less than \$10;
- Filly & Mare Sprint had 3 pay more than \$20 with 5 that were less than \$10;
- Mile had 3 that paid more than \$20 with 5 less than \$10;
- Juvenile Filly Turf had 3 that paid more than \$20 and 5 paid less than \$10;
- Turf Div. had 1 greater than \$20 and 4 less than \$10;
- The Distaff had 1 pay more than \$20 with 7 less than \$10;
- Juvenile Turf had 1 that paid more than \$20 and 1 paid less than \$10;
- Classic had 0 greater than \$20 with 7 less than \$10.
- Juvenile Turf Sprint had 0 that paid more than \$20 and 3 paid less than \$10;

As you can see the Distaff, Juvenile Turf Sprint, Juvenile Turf and the Classic Divisions are not known for producing long-shots as winners.

The Classic Division has the lowest 10-year average Win payoff at \$7.71 followed by the Dirt Mile at \$10.89 the Turf at \$12.79 Juvenile Filly Turf at \$13.27 and the Sprint Division at \$16.19.

Note: Normally the Distaff Division has the lowest average payouts but after the 50-1 upset winner in 2021, it's averages have become distorted – look for it to get back to normal this year!

**The Turf Sprint, Juvenile Fillies, Mile, Filly & Mare Sprint and the Juvenile Divisions had the 5 highest average Win payoffs at \$31.36, \$30.46, \$29.90, \$27.23 and \$23.62 for the Win price.**

**\$2 Exacta** average 10-year payoffs were the highest in the Mile, Filly & Mare Sprint, Juvenile Fillies, and Juvenile races with \$360, \$356, \$332 and \$243 respectively! The 3 lowest averages were in the Dirt Mile, Turf and Classic races at \$64, \$82 and \$100.

**\$1 Trifecta** average payoffs were the **highest** in the Filly & Mare Sprint, Juvenile Fillies, Mile and Juvenile Turf races giving back \$2,399, \$2,012, \$1,821 and \$1,263. The 3 lowest averages were in the Turf, Sprint and Dirt Mile races giving back just \$316, \$395 and \$403 respectively.

**\$1 Superfecta** 10-year payoff averages were the **highest** in the Mile, Filly & Mare Sprint, Juvenile Fillies and Turf Sprint Divisions each paying \$29,067, \$22,802, \$17,412 and \$12,384! The 3 lowest averages were in the Dirt Mile, Classic and Turf at \$2,605, \$3,339 and \$3,836 respectively.

*As you can see the Distaff, Dirt Mile, Classic and the Turf Divisions are the **most predictable** and should be the easiest to cash-in on the Win, Exacta and Trifecta wagers.*

However, the races with the greatest chance of paying you back Big Time are the **Mile, Filly & Mare Sprint**, and the **Juvenile Fillies** in the Win, Exacta, Trifecta and Superfecta wagers.

For the 14th year the Breeders' Cup will offer the popular 10 Cent Superfecta play. It is a great wager when using long-shots and/or many horses because it will only cost you 50% of what a \$2 ticket would. The Superfecta 10-year average of \$10,520 would pay \$1,052 for a dime wager!

**NOTE:** The most recent Division added to the Breeders' Cup program is the **Juvenile Turf Sprint** in 2018. In the short six year history of the race it has been very form full with the Favorite winning two and the 2<sup>nd</sup> Favorite winning three others! At least 2 Longshots have been found in the Superfecta each year. The **\$2 Exacta** paid \$133, \$135, \$34.20, \$46.30 and \$239 with the **\$1 Trifecta** paying \$170, \$740, \$844, \$292, \$207 and \$1,452 and the **\$1 Superfecta** paid \$6,835, \$3,190, \$7,403, \$2,817, \$802 and \$25,489!

As you can see no patterns yet – we need more history in this Division to create a Winning Profile. However, trainer Wesley Ward has won 3 of the 6 editions!!

**The 10-cent Superfecta makes playing the possible huge payoffs within reach of ALL horse racing fans. Not just the High-rollers!**

A 6 horse boxed Superfecta ticket goes from \$360 to \$36 or if you wanted to key 1 horse over 7 others it is reduced from \$210 to \$21. Superfecta payoffs like the 1999 Classic of \$692,907 or the 2006 Sprint of \$113,911 are no longer out of reach for the average player! *(with a 10 Cent wager)!*

Regardless of which type of wagers you plan on playing, the key to making your selections is being able to separate the Contenders from the Pretenders. We do that by using the **Proven Winning Profiles** explained earlier.

Only in the Breeders' Cup races so horses that have won multiple Grade I / Group 1 races go off as big longshots when the gates open! Every year at least one or two or three improbable winners will end with Horseplayers asking *“how did I overlook them?”* or *“where did that horse come From?”* and those moments are what makes the Breeders' Cup such a memorable event!

The **Winning Profile** factors will quickly zoom in on the main Contenders and eliminate the

Pretenders (*those that do not fit the Profiles*).

In addition to using the **Proven Winning Profiles** keep in mind the trainers and jockeys.

There is usually a **home town trainer** or 2 that surprises with a winner or two.

In 2003 at Santa Anita, home track trainer Richard Mandella set a record when he won 4 races from 6 starters! He also won twice in the 1993 Breeders' Cup at Santa Anita. Give extra consideration to him, Phil D'Amato and Michael McCarthy on the Turf.

Be on the lookout for runners from trainers Bob Baffert, Peter Miller (*Sprints*), John Sadler and Doug O'Neill in Dirt races as they are very prevalent on the California circuit.

### **SO BEWARE OF The Home Track Trainer Angle.....**

**NOTE:** New York trainer Chad Brown (New York) is always HOT in Turf races and he does ship his best runners to California and the same for Mark Casse – and the European shippers are very strong in the Turf Divisions especially those trained by Aidan O'Brien and Charlie Appleby!

*After 2021, we must beware of the Japanese runners as they finally won their first Breeders' Cup and ending their 0-for-13 winless streak when Loves Only You (Jpn) won the F&M Turf and Marche Lorraine upset the Distaff at 50-1.*

With jockeys you want to be alert to any switching of mounts in a race by the top riders in the country. If you look at the Past Performances and you see that Flavien Prat or Joel Rosario usually rides a particular horse but today he choose to ride another in the same race, chances are this one has a better chance of winning the race.

Top California jockeys to be given extra concerned are Juan Hernandez, Hector Berrios, Umberto Rispoli, Flavien Prat and the all-time leading winning Breeders' Cup jockey in Mike Smith!

Other top jocks that do well in Breeders' Cup races are John Velazquez, Florent Geroux, Joel Rosario and the Ortiz brothers (Irak & Jose).

What makes the Trifecta(s) and Superfecta(s) more difficult to hit are the Number of runners which makes for MANY more combinations. For those Races with 14 horses there are 2,184 combinations for the Trifecta and 24,024 for the Superfecta!

So what is one to do? Avoid the exotics because they are just too tough?

If you have a small amount of money to wager on each race, then you will want to stay with Win, Place, Show and some small Exactas. Remember most of these horses have the ability to win. They are the BEST the world has to offer! Therefore we do not want to settle for low priced favorites (*unless the Profile tells us to*). Do not be afraid to make Place and Show bets on some of the long-shots that fit the Profiles because the payoffs are higher than normal!

However, if you have been waiting since the last year's Breeders' Cup to bet this year's, you need to devise a strategy that will allow you the opportunity to go for the **BIG payoffs** in the trifecta and superfecta pools as well as the Pick 3, Pick 4 and Pick 5 wagers.

To do this we will have to make some difficult decisions with respect to which horses will be our **keys** and which ones we are willing to bypass completely. The **Winning Profile** traits and trends that have proven themselves year after year will help us do this!

Our strategy is to tier our selections by designating two A horses (**keys**), three B's and three C's. By doing this, we will be able to cover 8 horses in an exacta and **trifecta** bet for a [fraction of the cost](#) of boxing 8 horses.

We do this by placing a part-wheel **Trifecta** bet of 2 x 5 x 8 for a total cost of \$41 (\$1 wager). If we would have boxed 8 horses it would have cost us \$336 (\$1 wager).

This ticket will look like this; A1A2 / A1A2B1B2B3 / A1A2B1B2B3C1C2C3

A variation of this type of bet that many use to reduce the cost of the ticket looks like this;

A1A2 / B1B2B3C1C2C3 / A1A2 and a second ticket like this;

A1A2 / A1A2 / B1B2B3C1C2C3.

Each ticket will cost \$12 for a total of \$24 (*\$1 wager*). This approach requires that our A(**key**) horses run 1-2 or 1-3.

Another variation that can be used is to Key or single our one **TOP** A horse over all others. You would play two tickets that would look like this;

A1 / A2B1B2B3C1C2C3 / A2B1B2B3C1C2C3 for a cost of \$42 (*\$1 wager*) and A second ticket like this;

A2B1B2B3C1C2C3 / A1 / A2B1B2B3C1C2C3 for another \$42 (*\$1 wager*) or a total of \$84.

You may even want to consider a third ticket for \$42 with your A1 horse singled on the bottom of the ticket. A2B1B2B3C1C2C3 / A2B1B2B3C1C2C3 / A1

Remember, the last 10 years the Trifecta pay-outs for [all](#) Breeders Cup races averaged **\$15,363**, for the Superfecta, **\$1,870** for Trifecta and the Exacta averaged **\$196 ....**

Now the **Superfecta**. It gets very expensive to use our Trifecta strategy here. Just keying our A1-A2 horses with the other 6, three times, will cost a whopping \$720 as to \$144 in the Trifecta.

To keep the wager affordable you will need to key (2) of the eight horses with the other six. Your tickets will look like this;

K1-K2 / K1-K2 / X1X2X3X4X5X6 / X1X2X3X4X5X6;

K1-K2 / X1X2X3X4X5X6 / K1-K2 / X1X2X3X4X5X6

K1-K2 / X1X2X3X4X5X6 / X1X2X3X4X5X6 / K1-K2 - These 3 tickets will cost \$180 or \$60 ea. for \$1 wager or \$18 or \$6 ea. For 10 CENT Wager.

For our Exacta bet we will have a ticket that looks like this;

A1A2 / A1A2B1B2B3C1C2C3 and A1A2B1B2B3C1C2C3 / A1A2 each ticket costs \$14 for a \$1 Exacta for a total of \$28 or \$68 for a \$2 Exacta.

You should also play an Exacta Box of the A and B horses = \$24 for \$2 wager or \$12 for \$1 wager.

Please, whatever you do, do NOT forget to make at least a **Win/Place bet** on the one horse you really like. Unless it is the post time favorite. If it is the favorite do not place a Win bet unless the odds are at least 4-1. If its odds are 15-1 or more, use Win-Place-Show wagers.

I will also play an “**Exacta Wheel**” with the Field and my Top selection on the Bottom. It looks like this ALL with #xx (*No. of my top pick to win*). This play will give me a Win on the Exacta if some other runner unexpectedly beats me. A lot of times I hit a Big Exacta payoff that I normally would not have!

If nothing else the **Win/Place bet** can keep you from having a losing day and you will be really ticked off if your horse wins and your Trifecta for some reason does not hit and you have no money on the winner!

When playing lucrative days like the Breeders' Cup we want to cash-in on some of the BIG payouts that ALWAYS occur or else we will be disappointed and end up second guessing our selections.

**To help you in doing this, be sure to handicap with the idea of "Looking for Surprises" to occur. Because they will! In most Breeders' Cup races there are surprises in the Top 4 finishers. So be sure to LOOK for them!**

Expect to see some dirt race winners close late on the field in the stretch to overtake the early speed horses, similar to what we see in turf races. Be sure to use closers or those runners that make up a lot of ground in the stretch. Use the front runners on the bottom of you exotic tickets. (*Dirt Sprint races could be the exception*).

***If you see an early or late speed bias on Friday you will need to adjust your handicapping on Saturday to reflect that bias.***

Be sure to take an extra long look at those runners who have run well over the Del Mar track previously!

Do NOT spend all of your time looking for the Winner but for how the Favorite can be beaten! Remember, most of the favorites will not win.

**In Turf races the Europeans always bring over their top grass runners. In 2021 at Del Mar, the Euros won 3 Divisions with the Americans winning 3 and the Japanese won 1 of the Turf races – the Euros also took down 11 of the 28 Superfecta spots!**

In the lesser Turf races the American runners usually do win more than the Europeans.

**To increase your chances of cashing in on the BIG payoffs you will need to bet more than you usually do!** Whether you play Exacta, Trifecta, Superfecta, Pick 3, Pick 4 or Pick 5 wagers be prepared to bet more combinations than usual. **Remember these are the Best of the Best horses the World has to offer!**

**We will also have available for purchase our Breeders' Cup Full Card Picks and wagering strategy for both Friday and Saturday!**

**If you did not purchase or Breeders' Cup Picks you still can by [Clicking here....](#)**

**Once the Fields are Finalized, we will email you Links for Downloading FREE Past Performances and the Friday & Saturday Programs!**

2024 BREEDERS' CUP POST TIMES AND WAGERING MENU											
Friday, November 1											
Race Number	Post Time (PT)	Race Name	Wagering Options								
Race 1	11:35 AM	Ocean View	WPS	EX	TRI	SUPER	Pick 3	DD		Pick 5	SH-5
Race 2	12:10 PM	Thoroughbred Aftercare Alliance Stakes	WPS	EX	TRI	SUPER	Pick 3	DD		Pick 4	SH-5
Race 3	12:45 PM	Golden State Juvenile Fillies Stakes	WPS	EX	TRI	SUPER	Pick 3	DD			SH-5
Race 4	1:25 PM	Senator Ken Maddy Stakes	WPS	EX	TRI	SUPER	Pick 3	DD		Pick 4	SH-5
Race 5	2:05 PM	Golden State Juvenile Stakes	WPS	EX	TRI	SUPER	Pick 3	DD		Pick 6	SH-5
Race 6	2:45 PM	Breeders' Cup Juvenile Turf Sprint (G1)	WPS	EX	TRI	SUPER	Pick 3 & \$3 All-Turf Pick 3	DD		Pick 5	SH-5
Race 7	3:25 PM	NetJets Breeders' Cup Juvenile Fillies (G1)	WPS	EX	TRI	SUPER	Pick 3	DD	SPDD	Pick 4	SH-5
Race 8	4:05 PM	John Deere Breeders' Cup Juvenile Fillies Turf (G1)	WPS	EX	TRI	SUPER	Pick 3	DD			SH-5
Race 9	4:45 PM	FanDuel Breeders' Cup Juvenile (G1)	WPS	EX	TRI	SUPER		DD	SPDD		SH-5
Race 10	5:25 PM	Breeders' Cup Juvenile Turf (G1)	WPS	EX	TRI	SUPER			SPDD		SH-5



Saturday, November 2											
Race Number	Post Time (PT)	Race Name	Wagering Options								
Race 1	10:05 AM	The Sunrise	WPS	EX	TRI	SUPER	Pick 3	DD		Pick 5	SH-5
Race 2	10:40 AM	Bayakoa Stakes (G3)	WPS	EX	TRI	SUPER	Pick 3	DD		Pick 4	SH-5
Race 3	11:15 AM	Goldikova Stakes Presented by Yaamava' Resort & Casino	WPS	EX	TRI	SUPER	Pick 3	DD			SH-5
Race 4	12:00 PM	Big Ass Fans Breeders' Cup Dirt Mile (G1)	WPS	EX	TRI	SUPER	Pick 3	DD		Pick 5	SH-5
Race 5	12:41 PM	Prevagen Breeders' Cup Turf Sprint (G1)	WPS	EX	TRI	SUPER	Pick 3	DD		Pick 4 & AT-Pick 4	SH-5
Race 6	1:21 PM	Longines Breeders' Cup Distaff (G1)	WPS	EX	TRI	SUPER	Pick 3	DD	SPDD	Pick 4 & AD-Pick 4	SH-5
Race 7	2:01 PM	Longines Breeders' Cup Turf (G1)	WPS	EX	TRI	SUPER	Pick 3	DD		Pick 4 & Pick 6	SH-5
Race 8	2:41 PM	Longines BC Classic (G1)	WPS	EX	TRI	SUPER	Pick 3	DD		Pick 5	SH-5
Race 9	3:25 PM	Maker's Mark Breeders' Cup Filly & Mare Turf	WPS	EX	TRI	SUPER	Pick 3	DD		Pick 4	SH-5
Race 10	4:05 PM	PNC Bank Breeders' Cup Filly & Mare Sprint (G1)	WPS	EX	TRI	SUPER	Pick 3	DD			SH-5
Race 11	4:45 PM	FanDuel Breeders' Cup Mile (G1)	WPS	EX	TRI	SUPER		DD			SH-5
Race 12	5:25 PM	Cygames Breeders' Cup Sprint (G1)	WPS	EX	TRI	SUPER					SH-5

**Minimum Wager Amounts:**

**\*\* Superfecta wagers have a 10 Cent minimum**

**\*\*\* Trifecta, Pick 3, Pick 4, Pick 5, All Turf Pick 4, All Dirt Pick 4 and Super High 5 wagers have a 50-Cent minimum**

**\*\*\*\* All Turf Pick 3 has a \$3 minimum**

**\*\*\* Ultra Pick 6, Exacta, Special Double wagers have a \$1 minimum**

**\*\*\*\* Win-Place-Show have a \$2 minimum**

**2<sup>nd</sup> Year for this Wager:**

**All Dirt Pick 4 on Saturday includes the Sprint, Filly & Mare Sprint, Distaff and Classic Divisions.**

**3<sup>rd</sup> Year for this Wager:**

**All Turf Pick 3 on Friday includes the Juvenile Turf Sprint, Juvenile Filly Turf and Juvenile Turf Divisions.**

**3<sup>rd</sup> Year for this Wager:**

**All Turf Pick 4 on Saturday includes the Turf Sprint, Filly & Mare Turf, Mile and Turf Divisions.**

**Super High 5 on every race with carryover to next race if not hit! This could result in some very big payoff (not easy to hit).**

**Special 2 Day Double wagers are: Juvenile Turf/Turf, Juvenile Fillies/Distaff, Juvenile/Classic.**

**Mandatory Payouts on Saturday include the Pick 6, Middle & Late Pick 5 and the Super High-5.**

**This is the one time of the year that we all have a legitimate shot at hitting the BIG one!**

The Breeders' Cup weekend is the Horseplayers' Super Bowl for making money and watching great racing!

**Good Luck and may you Win the Head-Bob at the Wire!**

[BC Juv. Turf Sprint](#) | [Table of Contents](#)



Republication, retransmission or dissemination of the contents of this document in any form, is prohibited without the written permission AndHereTheyCome, LLC. Use, including viewing, of the material contained herein shall constitute acceptance of these terms. Request, questions or comments can be sent to [handicapper@andheretheycome.com](mailto:handicapper@andheretheycome.com)